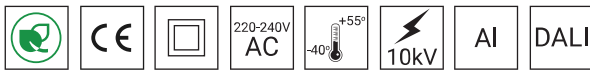




## TECHNICAL DATA

<b>Application</b>	surrounding office buildings, parks, pedestrians, parkings
<b>Assembly</b>	pole top mounted ø 60 x 80 mm
<b>Colour</b>	inox / graphite
<b>Ingress protection</b>	IP 66 for the optical part and the driver
<b>Optical system</b>	PMMA optics
<b>Material</b>	anodised aluminium alloy
<b>Expected useful lifetime</b>	L90B10 - 100 000 h
<b>CRI</b>	>70
<b>Input voltage frequency</b>	50/60Hz
<b>Power factor</b>	≥0.95
<b>Number of LED</b>	16
<b>Control system</b>	Luminaire has the possibility to connect to an external control system via DALI interface (optionally via analog signal 1- 10V).



## TABLE OF VARIANTS

Code	Symbol	LED power	Luminaire power consumption	LED forward current	Colour temperature (CCT)	LEDs luminous flux <sup>1</sup>	Luminaire luminous flux <sup>1</sup>	Luminous efficacy <sup>1</sup>	Unit volume	Inrush current	Net weight
214432/1	MIZAR LED 36	36 W	41 W	750 mA	2700 K	5750 lm	5300 lm	129 lm/W	0.172 m <sup>3</sup>	46A / 250µs	9.6 kg
214432/3	MIZAR LED 36	36 W	41 W	750 mA	3500 K	6100 lm	5600 lm	137 lm/W	0.172 m <sup>3</sup>	46A / 250µs	9.6 kg
214432/4	MIZAR LED 36	36 W	41 W	750 mA	4000 K	6500 lm	6000 lm	146 lm/W	0.172 m <sup>3</sup>	46A / 250µs	9.6 kg
214432/6	MIZAR LED 36	36 W	41 W	750 mA	5000 K	6500 lm	6000 lm	146 lm/W	0.172 m <sup>3</sup>	46A / 250µs	9.6 kg
214433/1	MIZAR LED 48	48 W	55 W	1000 mA	2700 K	7250 lm	6700 lm	122 lm/W	0.172 m <sup>3</sup>	46A / 250µs	9.6 kg
214433/3	MIZAR LED 48	48 W	55 W	1000 mA	3500 K	7700 lm	7100 lm	129 lm/W	0.172 m <sup>3</sup>	46A / 250µs	9.6 kg
214433/4	MIZAR LED 48	48 W	55 W	1000 mA	4000 K	8150 lm	7500 lm	136 lm/W	0.172 m <sup>3</sup>	46A / 250µs	9.6 kg
214433/6	MIZAR LED 48	48 W	55 W	1000 mA	5000 K	8150 lm	7500 lm	136 lm/W	0.172 m <sup>3</sup>	46A / 250µs	9.6 kg

1) tolerance +/- 5% due to LEDs accuracy

## DIRECTIVES AND STANDARDS

**DIRECTIVES:** 2014/35/UE (Official Journal of the UE L 96/357 29.03.2014), 2014/30/UE (Official Journal of the UE L 96/79 29.03.2014), 2011/65/UE RoHS (Official Journal of the UE L 174/88 01.07.2011), 2009/125/EC(Official Journal of the UE L 285/10 31.10.2009)

**STANDARDS:** PN-EN IEC 60598-1: 2021-7, PN-EN 60598-2-3: 2006, PN-EN 60529: 2003, PN-EN 62262: 2003, PN-EN 62471:2010, PN-EN 55015: 2019, PN-EN 61547: 2009, PN-EN 61000-3-2: 2019, PN-EN 61000-3-3: 2014

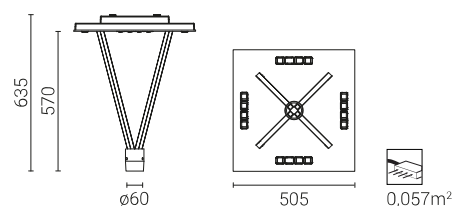
Lighting parameters presented based on laboratory tests according to IESNA LM-79-19

## CHARGING DISCHARGE FROM THE LED LUMINAIRE HOUSING

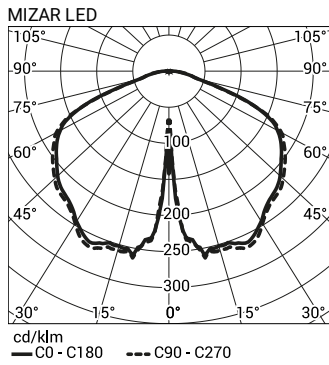
In order to efficient discharge the electrostatic charge from the housing of LED fitting installed on the pole from dielectric material (non-conductive) one of the following solutions is required:

- functional grounding
- LED luminaire with an additional protection device

## TECHNICAL DRAWING



## PHOTOMETRIC CURVES



## POWER SYSTEM FUNCTIONS

### Luminaire in standard has following functions of intelligent power supply:

- Connection to outside control system by DALI interface (operation of analog signal 1-10V as an option),
- Possibility of programming multistage dimming of luminaire, up to 5 intervals in the range of from 10 to 100% of nominal power,
- LED module equipped with thermal protection implemented via an NTC thermistor,
- Regulation of power / luminous flux – the option of setting another value than the catalogue in the range of 30-100% of nominal one,

## ACCECTABLE QUANTITY OF LUMINAIRES ON ONE CIRCUIT

Overcurrent switches MCB type B or C

Luminaire	Typ	2A	4A	6A	10A	16A	20A	25A
MIZAR LED	B	1	2	4	6	11	13	17
	C	1	4	6	11	18	22	28

Fuse – type gG and GL

Luminaire	2A	4A	6A	10A	16A	20A	25A
MIZAR LED	0	4	8	11	21	29	42