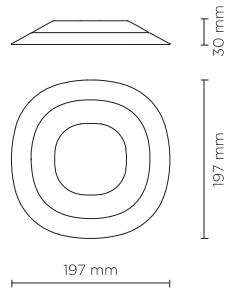




208001

## FACE-UP MINI COB

Uplight for outdoor installation on a ground/ floor surface. Phospho-chromatised and polyester powder coated die-cast copper-free aluminium, tempered safety glass and stainless steel screws. With 1 direct 220-240V LUMENS "EDC 38C" COB LED. IP67 rating.



light source	light beam options	lumen output (lm)	lumin. efficacy (lm/w)
<b>3000°K warm-white</b>			
cob led	18°	400	50.00
cob led	36°	390	48.75
cob led	60°	375	46.88
<b>4000°K neutral-white</b>			
cob led	18°	410	51.25
cob led	36°	400	50.00
cob led	60°	385	48.13
<b>2700°K CCT</b> available on request			

### Finish color options:

- Textured Grey RAL 9006
- Anthracite Grey RAL 7016
- Matt Black (on request)

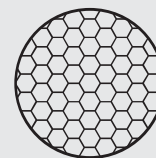
### Technical features



### Technical data

Wattage	8 WATT
IP Rating	IP67
IK Rating	IK08
Material	High corrosion resistance die-cast copper-free aluminium
Coating	Polyester powder coating with phosphochromating pre-finish
Light source	1 x LUMENS "EDC 38C" COB LED
Screws	Stainless steel
Transformer	Electrical power supply 220/240V 50/60Hz built-in
Glass	Tempered
Power cable	1 mt. neoprene power cable included
Gross weight	1,20 Kg

AC120  
HONEYCOMB  
LOUVER



AC122  
SPIKE

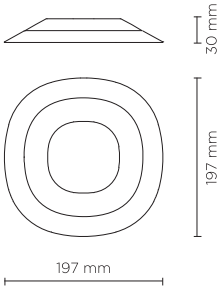




208002

# FACE-UP MINI HP

Uplight for outdoor installation on a ground/floor surface. Phosphochromatised and polyester powder coated die-cast copper-free aluminium, tempered safety glass and stainless steel screws. Remote constant current max 700mA needed, with 3 CREE XP-G3 LED. IP67 rating.



**350 mA - LED POWER 3W**

light source	light beam options	lumen output (lm)	lumin. efficacy (lm/w)
<b>2700°K warm-white</b>			
high-power led	8°	300	100.00
high-power led	20°	287	95.80
high-power led	40°	278	92.80
<b>3000°K warm-white</b>			
high-power led	8°	306	102.00
high-power led	20°	293	97.80
high-power led	40°	284	94.80
<b>4000°K neutral-white</b>			
high-power led	8°	312	104.00
high-power led	20°	300	99.80
high-power led	40°	290	96.80

**Finish color options:**

- Textured Grey RAL 9006
- Anthracite Grey RAL 7016
- Matt Black (on request)

**Technical features**












**Technical data**










Wattage	MAX 6 WATT
IP Rating	IP67
IK Rating	IK08
Material	High corrosion resistance die-cast copper-free aluminium
Coating	Polyester powder coating with phosphochromating pre-finish
Light source	3 x CREE XP-G3 LED
Screws	Stainless steel
Remote driver	Constant current max 700mA
Glass	Tempered
Power cable	1 mt. power cable included
Gross weight	1,20 Kg



**500 mA - LED POWER 4.5W**

light source	light beam options	lumen output (lm)	lumin. efficacy (lm/w)
<b>2700°K warm-white</b>			
high-power led	 8°	378	83.75
high-power led	 20°	360	80.25
high-power led	 40°	350	77.75
<b>3000°K warm-white</b>			
high-power led	 8°	387	86.25
high-power led	 20°	373	82.75
high-power led	 40°	360	80.25
<b>4000°K neutral-white</b>			
high-power led	 8°	396	87.88
high-power led	 20°	380	84.50
high-power led	 40°	369	82.00

**700 mA - LED POWER 6W**

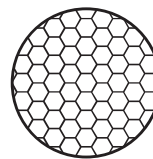
light source	light beam options	lumen output (lm)	lumin. efficacy (lm/w)
<b>2700°K warm-white</b>			
high-power led	 8°	538	89.70
high-power led	 20°	512	85.33
high-power led	 40°	501	83.60
<b>3000°K warm-white</b>			
high-power led	 8°	546	90.69
high-power led	 20°	522	87.20
high-power led	 40°	507	84.60
<b>4000°K neutral-white</b>			
high-power led	 8°	558	93.00
high-power led	 20°	534	89.00
high-power led	 40°	518	86.30

**remote driver selection**

brand	manufacturer code	type	watt	IP rate	numbers of fixtures
ALVIT Italy	AL1435S-IP	constant current 350mA	14W	IP67	min 1 - max 4
ALVIT Italy	AL1450S-IP	constant current 500mA	14W	IP67	min 1 - max 3
ALVIT Italy	AL1470S-IP	constant current 700mA	14W	IP67	min 1 - max 2
TCI Italy	152014/350	constant current 350mA	17W	IP68	min 1 - max 5
TCI Italy	152014/500	constant current 500mA	24W	IP68	min 1 - max 5
TCI Italy	152014/700	constant current 700mA	30W	IP68	min 1 - max 4

**OPTIONAL**

AC120  
HONEYCOMB  
LOUVER



AC122  
SPIKE

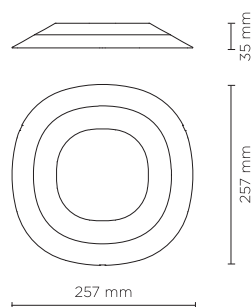




208003

## FACE-UP MEDIUM COB

Uplight for outdoor installation on a ground/ floor surface. Phospho-chromatised and polyester powder coated die-cast copper-free aluminium, tempered safety glass and stainless steel screws. With 1 direct 220-240V LUMENS "EDC 47C" COB LED. IP67 rating.



light source	light beam options	lumen output (lm)	lumin. efficacy (lm/w)
<b>3000°K warm-white</b>			
cob led	18°	1.000	66.67
cob led	36°	980	66.34
cob led	60°	960	64.00
<b>4000°K neutral-white</b>			
cob led	18°	1.050	70.00
cob led	36°	1.030	68.67
cob led	60°	1.000	66.67

**2700°K CCT** available on request

### Finish color options:

- Textured Grey  
RAL 9006
- Anthracite Grey  
RAL 7016
- Matt Black  
(on request)

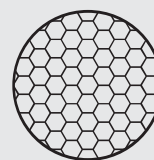
### Technical features



### Technical data

Wattage	15 WATT
IP Rating	IP67
IK Rating	IK08
Material	High corrosion resistance die-cast copper-free aluminium
Coating	Polyester powder coating with phosphocromating pre-finish
Light source	1 x LUMENS "EDC 47C" COB LED
Screws	Stainless steel
Transformer	Electrical power supply 220/240V 50/60Hz built-in
Glass	Tempered
Power cable	1 mt. power cable included
Gross weight	2,00 Kg

AC121  
HONEYCOMB  
LOUVER



AC123  
SPIKE

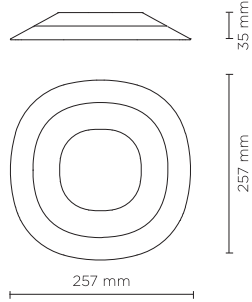




208004

# FACE-UP MEDIUM HP

Uplight for outdoor installation on a ground/floor surface. Phosphochromatised and polyester powder coated die-cast copper-free aluminium, tempered safety glass and stainless steel screws. Remote constant current max 700mA needed, with 6 CREE XP-G3 LED. IP67 rating




**350 mA - LED POWER 6W**

light source	light beam options	lumen output (lm)	lumin. efficacy (lm/w)
<b>2700°K warm-white</b>			
high-power led	8°	600	100.00
high-power led	20°	574	95.80
high-power led	40°	556	92.80
<b>3000°K warm-white</b>			
high-power led	8°	612	102.00
high-power led	20°	586	97.80
high-power led	40°	568	94.80
<b>4000°K neutral-white</b>			
high-power led	8°	624	104.00
high-power led	20°	600	99.80
high-power led	40°	580	96.80

**Finish color options:**

- Textured Grey RAL 9006
- Anthracite Grey RAL 7016
- Matt Black (on request)

**Technical features**












**Technical data**










Wattage	MAX 12 WATT
IP Rating	IP67
IK Rating	IK08
Material	High corrosion resistance die-cast copper-free aluminium
Coating	Polyester powder coating with phosphochromating pre-finish
Light source	6 x CREE XP-G3 LED
Screws	Stainless steel
Remote driver	Constant current max 700mA
Glass	Tempered
Power cable	1 mt. power cable included
Gross weight	2,00 Kg



**500 mA - LED POWER 9W**

light source	light beam options	lumen output (lm)	lumin. efficacy (lm/w)
<b>2700°K warm-white</b>			
high-power led	 8°	756	83.75
high-power led	 20°	720	80.25
high-power led	 40°	700	77.75
<b>3000°K warm-white</b>			
high-power led	 8°	774	86.25
high-power led	 20°	746	82.75
high-power led	 40°	720	80.25
<b>4000°K neutral-white</b>			
high-power led	 8°	792	87.88
high-power led	 20°	760	84.50
high-power led	 40°	738	82.00

**700 mA - LED POWER 12W**

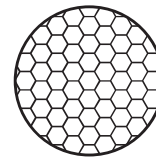
light source	light beam options	lumen output (lm)	lumin. efficacy (lm/w)
<b>2700°K warm-white</b>			
high-power led	 8°	1,076	89.70
high-power led	 20°	1,024	85.33
high-power led	 40°	1,002	83.60
<b>3000°K warm-white</b>			
high-power led	 8°	1,092	90.69
high-power led	 20°	1,044	87.20
high-power led	 40°	1,014	84.60
<b>4000°K neutral-white</b>			
high-power led	 8°	1,116	93.00
high-power led	 20°	1,068	89.00
high-power led	 40°	1,136	86.30

**remote driver selection**

brand	manufacturer code	type	watt	IP rate	numbers of fixtures
ALVIT Italy	AL1435S-IP	constant current 350mA	14W	IP67	min 1 - max 2
ALVIT Italy	AL1450S-IP	constant current 500mA	14W	IP67	1
ALVIT Italy	AL1470S-IP	constant current 700mA	14W	IP67	1
TCI Italy	152014/350	constant current 350mA	17W	IP68	min 1 - max 2
TCI Italy	152014/500	constant current 500mA	24W	IP68	min 1 - max 2
TCI Italy	152014/700	constant current 700mA	30W	IP68	min 1 - max 2

**OPTIONAL**

AC121  
HONEYCOMB  
LOUVER



AC123  
SPIKE

