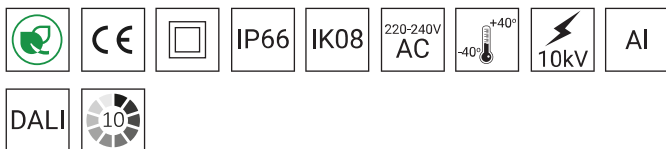


## TECHNICAL DATA

<b>Anodising</b>	10 colours
<b>Application</b>	surrounding office buildings, parks, pedestrians, parkings
<b>Ingress protection</b>	IP 66
<b>Material</b>	cap – formed aluminium sheet, anodised; diffuser – tempered glass; base – anodised aluminium alloy; column – anodised aluminium alloy;
<b>Expected useful lifetime</b>	L90B10 - 100 000 h
<b>CRI</b>	>70
<b>Input voltage frequency</b>	50/60Hz
<b>Power factor</b>	≥0.95
<b>Number of LED</b>	64
<b>Control system</b>	LED lighting set has the possibility to connect to an external control system via DALI interface (optionally via analog signal 1-10V).
<b>Concrete footing / reinforcement basket</b>	B-50 (311150) / Z-50 (311205)



## TABLE OF TYPES

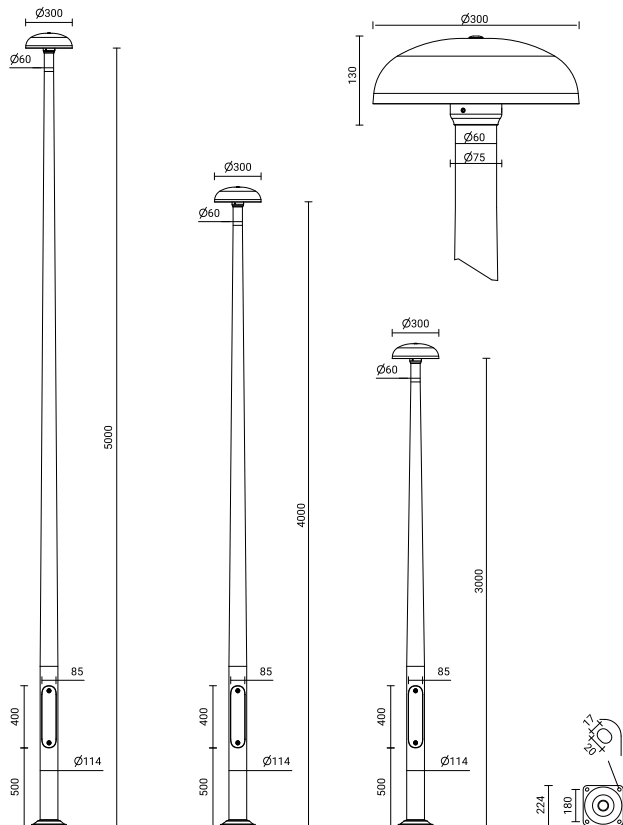
Code	Symbol	Height of the column [H]	LED power	Luminaire power consumption	LED forward current	Colour temperature (CCT)	LEDs luminous flux <sup>1</sup>	Luminaire luminous flux <sup>1</sup>	Luminous efficacy <sup>1</sup>	Unit volume	Net weight
21173027/1/...²/C...	RING MINI 3 LED 12	3 m	12 W	14 W	540 mA	2700 K	2050 lm	1500 lm	107 lm/W	0.08 m³	12.3 kg
21173027/3/...²/C...	RING MINI 3 LED 12	3 m	12 W	14 W	540 mA	3500 K	2250 lm	1650 lm	118 lm/W	0.08 m³	12.3 kg
21173027/4/...²/C...	RING MINI 3 LED 12	3 m	12 W	14 W	540 mA	4000 K	2550 lm	1850 lm	132 lm/W	0.08 m³	12.3 kg
21173030/1/...²/C...	RING MINI 3 LED 24	3 m	24 W	28 W	1025 mA	2700 K	3850 lm	2800 lm	100 lm/W	0.08 m³	12.3 kg
21173030/3/...²/C...	RING MINI 3 LED 24	3 m	24 W	28 W	1025 mA	3500 K	4200 lm	3050 lm	109 lm/W	0.08 m³	12.3 kg
21173030/4/...²/C...	RING MINI 3 LED 24	3 m	24 W	28 W	1025 mA	4000 K	4700 lm	3400 lm	121 lm/W	0.08 m³	12.3 kg
21174027/1/...²/C...	RING MINI 4 LED 12	4 m	12 W	14 W	540 mA	2700 K	2050 lm	1500 lm	107 lm/W	0.103 m³	14.5 kg
21174027/3/...²/C...	RING MINI 4 LED 12	4 m	12 W	14 W	540 mA	3500 K	2250 lm	1650 lm	118 lm/W	0.103 m³	14.5 kg
21174027/4/...²/C...	RING MINI 4 LED 12	4 m	12 W	14 W	540 mA	4000 K	2550 lm	1850 lm	132 lm/W	0.103 m³	14.5 kg
21174030/1/...²/C...	RING MINI 4 LED 24	4 m	24 W	28 W	1025 mA	2700 K	3850 lm	2800 lm	100 lm/W	0.103 m³	14.5 kg
21174030/3/...²/C...	RING MINI 4 LED 24	4 m	24 W	28 W	1025 mA	3500 K	4200 lm	3050 lm	109 lm/W	0.103 m³	14.5 kg
21174030/4/...²/C...	RING MINI 4 LED 24	4 m	24 W	28 W	1025 mA	4000 K	4700 lm	3400 lm	121 lm/W	0.103 m³	14.5 kg
21175027/1/...²/C...	RING MINI 5 LED 12	5 m	12 W	14 W	540 mA	2700 K	2050 lm	1500 lm	107 lm/W	0.125 m³	16.7 kg
21175027/3/...²/C...	RING MINI 5 LED 12	5 m	12 W	14 W	540 mA	3500 K	2250 lm	1650 lm	118 lm/W	0.125 m³	16.7 kg
21175027/4/...²/C...	RING MINI 5 LED 12	5 m	12 W	14 W	540 mA	4000 K	2550 lm	1850 lm	132 lm/W	0.125 m³	16.7 kg
21175030/1/...²/C...	RING MINI 5 LED 24	5 m	24 W	28 W	1025 mA	2700 K	3850 lm	2800 lm	100 lm/W	0.125 m³	16.7 kg
21175030/3/...²/C...	RING MINI 5 LED 24	5 m	24 W	28 W	1025 mA	3500 K	4200 lm	3050 lm	109 lm/W	0.125 m³	16.7 kg
21175030/4/...²/C...	RING MINI 5 LED 24	5 m	24 W	28 W	1025 mA	4000 K	4700 lm	3400 lm	121 lm/W	0.125 m³	16.7 kg

1) tolerance +/- 5% due to LEDs accuracy

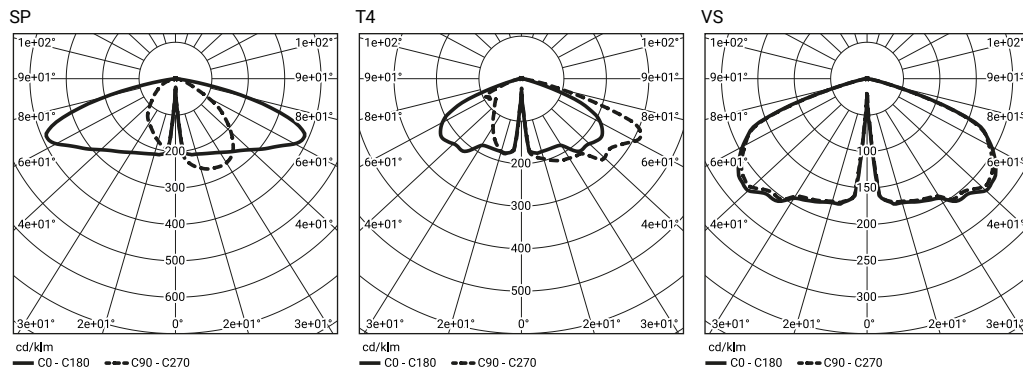
## DIRECTIVES AND STANDARDS

**DIRECTIVES:** 2014/35/UE (Official Journal of the UE L 96/357 29.03.2014), 2014/30/UE (Official Journal of the UE L 96/79 29.03.2014), 2011/65/UE, 2009/125/EC  
**STANDARDS:** PN-EN 60598-1: 2015, PN-EN 60598-2-3: 2006, PN-EN 60529: 2003, PN-EN 62262: 2003, PN-EN 62471:2010, PN-EN 55015: 2013, PN-EN 61547: 2009, PN-EN 61000-3-2: 2014, PN-EN 61000-3-3: 2013

## TECHNICAL DRAWING



## PHOTOMETRIC CURVES



## POWER SYSTEM FUNCTIONS

### Luminaire in standard has following functions of intelligent power supply:

- Connection to outside control system by DALI interface (operation of analog signal 1-10V as an option),
- Possibility of programming multistage dimming of luminaire, up to 5 intervals in the range of from 10 to 100% of nominal power,
- Temperature protection of LED module (from overheating) in case of unintentional luminaire operation during the,
- Regulation of power / luminous flux – the option of setting another value than the catalogue in the range of 30-100% of nominal one,