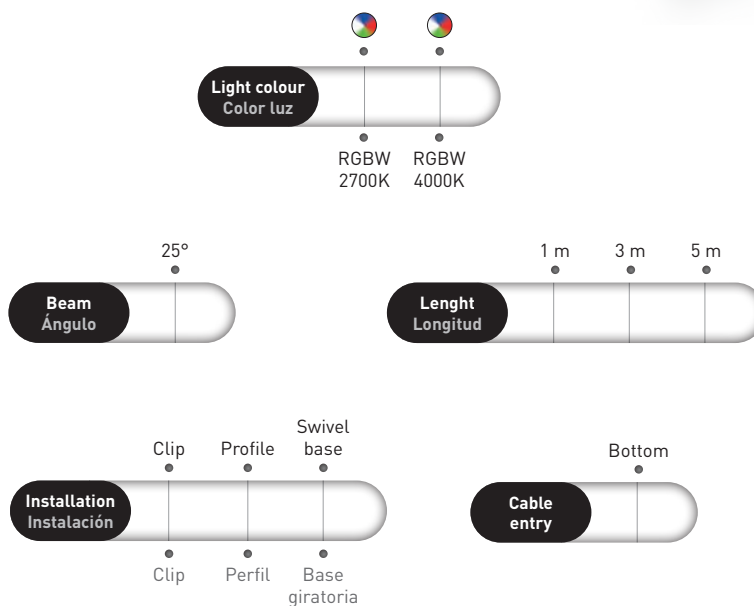


SMARTLED FLEX® LENS 3D RGBW

TOP & SIDEFLEX

- Light to highlight organic architecture
- 3D Flexible wall washer fixture
- Vertical and horizontal bending
- Ideal for curved architecture, arches, bridges, trees, etc.
- Up to 830 lm/m
- IP67 and IK08
- Multitude of installation accessories for complex architectures
- Luz para iluminar arquitectura orgánica
- Bañador de pared flexible 3D
- Se dobla en sentido horizontal y vertical
- Ideal para arquitectura curvada, arcos, puentes, árboles, etc.
- Hasta 830 lm/m
- IP67 y IK08
- Multitud de accesorios de instalación para arquitecturas complejas




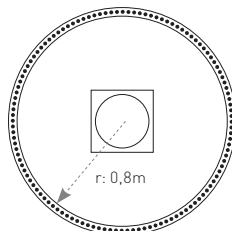
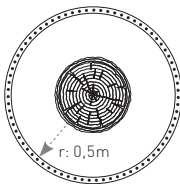

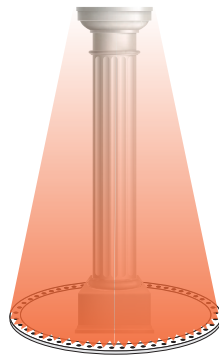
*Due to tolerances of the production process the color temperatures could change slightly.
Debido a las tolerancias del proceso de producción las temperaturas del color pueden cambiar ligeramente.*

SPECIFICATIONS CARACTERÍSTICAS

	24V DC	IP67	IK08	CRI>80		Silicone	HEAT SHOCK tested	Saltwater resistant	UV protected	L80 B10 >50.000h Ta +25°C	Ta min -25°C -13°F Ta max +50°C +122°F	
--	--------	------	------	--------	--	----------	-------------------	---------------------	--------------	---------------------------------	---	--

SmartLedFlex® Lens 3D RGBW (2700K)					
Power (1 m)	22 W				
Color temperatures	RGBW (W-2K7)				
	Red	Green	Blue	2700K	R+G+B+W
Lumens output (1 m)	141 lm	320 lm	66 lm	324lm	810 lm
Luminaire efficiency (RGBW)	26 lm/W	58 lm/W	12 lm/W	59 lm/W	37 lm/W
Measures / Weight	34x25x1000mm 0,61 Kg				

SmartLedFlex® Lens 3D RGBW (4000K)					
Power (1 m)	22 W				
Color temperatures	RGBW (W-4K)				
	Red	Green	Blue	4000K	R+G+B+W
Lumens output (1 m)	141 lm	320 lm	66 lm	360 lm	860 lm
Luminaire efficiency (RGBW)	26 lm/W	58 lm/W	12 lm/W	65 lm/W	39 lm/W
Measures / Weight	34x25x1000mm 0,61 Kg				



1 luminaire of 3 meters (Ø1m)
1 luminaria de 3 metros (Ø1m)

1 luminaire of 5 meters (Ø1,6m)
1 luminaria de 5 metros (Ø1,6m)

2 luminaires of 1 meter
2 luminarias de 1 metro

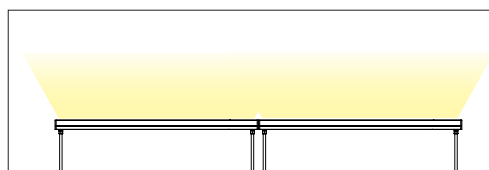
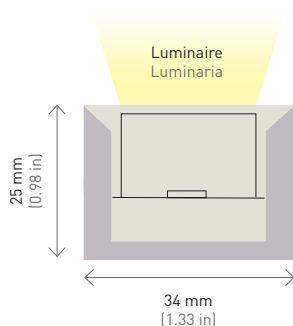
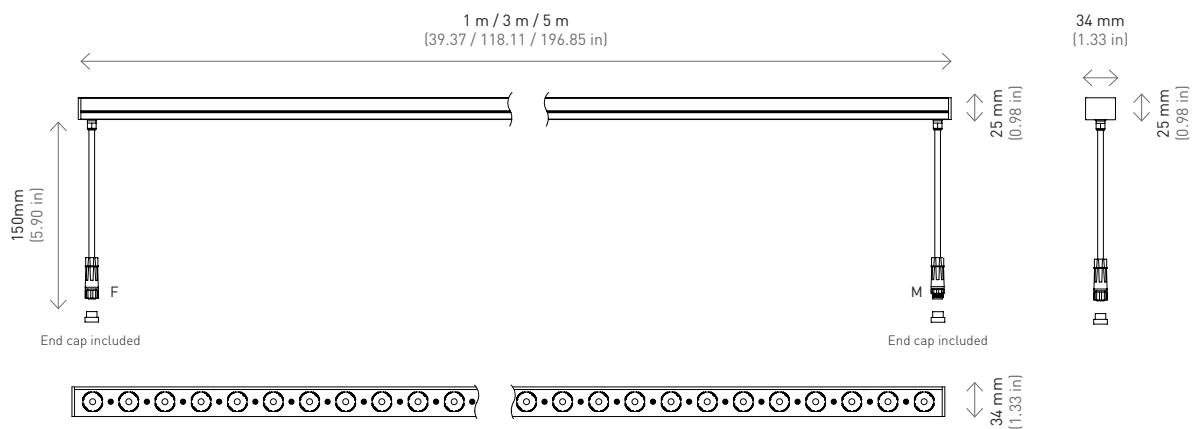
SMARTLED FLEX® LENS 3D RGBW

TOP & SIDE FLEX

MEASURES MEDIDAS

SmartLedFlex® Lens 3D RGBW

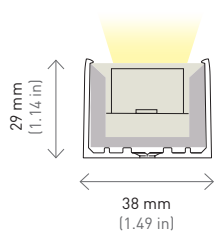
Top & Sideflex



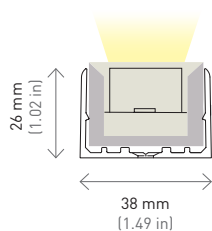
Homogeneous continuous light, without dark gaps.
Luz homogénea continua, sin zonas oscuras.

BRACKETS SOPORTES

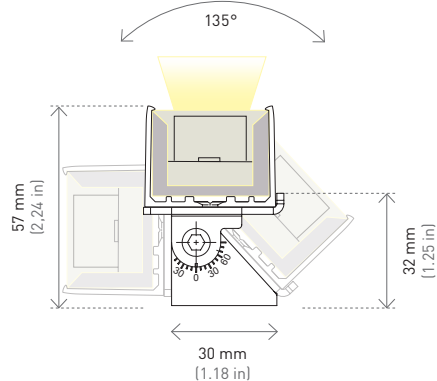
SLF® LENS 3D RGBW clip clip



SLF® LENS 3D RGBW aluminium profile perfil aluminio



SLF® LENS 3D RGBW swivel base base giratoria



DETAILS
DETALLES



Two bottom cables entries with end caps.
Entradas de cables inferior con tapones finales.



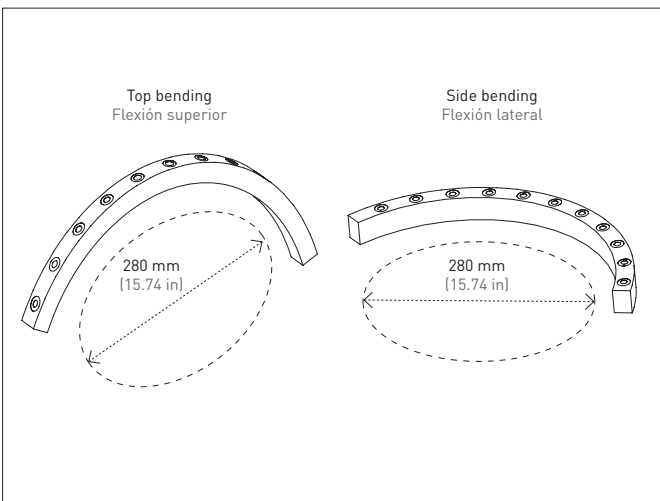
Swivel base accessory.
Accesorio base giratoria.



Aluminium mounting clip accessory.
Accesorio clip montaje aluminio.



Top & Sideflex light.
Iluminación Top & Sideflex.

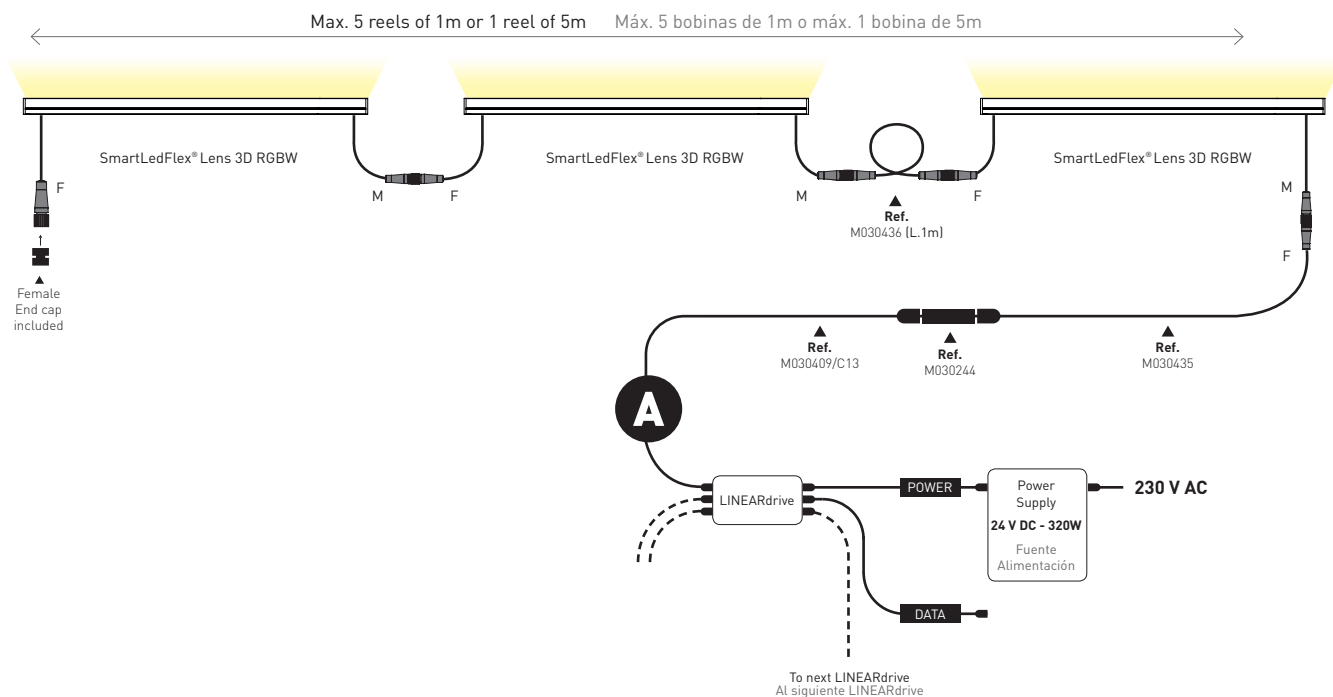


Bending diameter 280 mm.
Diámetro de curvatura 280 mm.

SMARTLED FLEX® LENS 3D RGBW

TOP & SIDE FLEX

RGBW CONNECTIONS CONEXIONES RGBW



A

**RGBW
RGBW**

22 W/m

Maximum 5 reels of 1 m in chain connection to LINEARdrive 720 (PSU 24 V DC - 320W).
Maximum 5 m from the power supply to the first reel connection.

Máximo 5 bobinas de 1 m conectadas en cadena al LINEARdrive 720 (fuente de alimentación de 24 V DC - 320W).
Máximo 5 m desde la fuente de alimentación a la primera bobina.

SMARTLED FLEX® LENS 3D RGBW 1000 mm CONNECTION TABLE. TABLA CONEXIONES SMARTLED FLEX® LENS 3D RGBW 1000 mm.

Power	320 W
Luminaire per chain*	5
Max. chain quantity	2

* Values calculated without considering voltage drop.
Datos calculados sin caída de tensión.



Love sculpture by Lorenzo Quinn,
Venice, Italy

REFERENCES REFERENCIAS

7242 1 1 X /XX/XX

COLOR COLOR

/11-2K7 RGBW (2700K)
/11-4K RGBW (4000K)


TYPE MODELO

1 1 m
3 3 m
5 5 m

OPTIONS OPCIONES

Also available on request in RGBW (3K).
Also available on request in cable entry side.
También disponible bajo demanda RGBW en (3K).
También disponible bajo demanda entrada de cable lateral.

The luminaire is delivered with 0,15m wire.
La luminaria se suministra con cable de 0,15m.

	POWER (1m) POTENCIA(1m)	MAX. LENGHT LONGITUD MÁX.
	22 W	5 m

*Due to tolerances of the production process the color temperatures could change slightly.
Debido a las tolerancias del proceso de producción las temperaturas del color pueden cambiar ligeramente.*

*Due to tolerances of the production process the total lengths could change slightly.
Debido a las tolerancias del proceso de producción las longitudes totales pueden cambiar ligeramente.*

ACCESSORIES REFERENCES REFERENCIAS ACCESORIOS



M130076/C12	Aluminium profile (1m)	Perfil aluminio (1m)	1
M134004	Aluminium mounting clip	Clip montaje aluminio	2
M134005	Swivel base	Base giratoria	3
M030435	1m power cable with 5 pins female IP67	Cable alimentación 1m con 5 pins hembra IP67	4
M030436	Extension cable (1m) with male & female quick connector IP67	Cable extensión con conector rápido macho y hembra (1m) IP67	5
M030244	IP68 "I" connection Ø6-17mm Tee Tube (5 poles)	Conexión "I" Ø6-17mm IP68 Tee Tube (5 polos)	6
M030409/C13	5 x 0,75 mm ² PUR cable (RGBW)	Cable PUR 5 x 0,75 mm ² (RGBW)	

 To control the luminaires via Bluetooth see page 314
Para controlar las luminarias vía Bluetooth consultar página 314