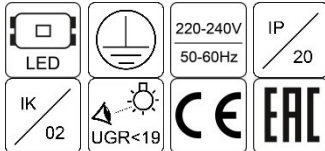



BOOTES C LED

Surface and Suspended Luminaires



Images for the product family and options:



Description:

Surface decorative LED luminaire
Light distribution type: direct/indirect
Optical system: opal PMMA diffuser/ matt micro-prismatic PMMA diffuser, UGR≤19
Housing: steel
Colour: grey (RAL9006), white (RAL9003), black (9005)

General data:

Mains voltage: 220-240V, 0/50/60Hz
LED lifetime, h: 100000/L80B50
SDCM: 3
Protection class IEC: I
Ingress protection code: IP20
Mechanical impact resistance: IK02
Operating temperature range, °C: ta 0...+35

Installation:

On the ceiling, on the wall or suspended (accessories be ordered separately). Push-in terminal, 3x2x2.5mm2

Environment:

Indoor

Application:

Office, education, retail, public place



Bootes C LED luminaire with suspension MTG KIT Bootes C LED / Lodos L LED.
For more information, please, check the option and accessories lists.

Product	Length, mm	Width, mm	Height, mm	Luminaire output*, lm	System power*, W	System efficacy*, lm/W	CRI *	CCT*, K	Weight, kg
Bootes C LED1x2250 G556 T830 OP	300	300	90	2103	15,6	135	80+	3000	2,1
Bootes C LED1x2550 G557 T830 OP	300	300	90	2360	18,0	131	80+	3000	2,1
Bootes C LED1x2900 G558 T830 OP	300	300	90	2615	20,2	129	80+	3000	2,1
Bootes C LED1x3850 G559 T830 OP	450	450	90	3652	25,9	141	80+	3000	4,72
Bootes C LED1x4600 G560 T830 OP	450	450	90	4377	31,0	141	80+	3000	4,72
Bootes C LED1x5350 G561 T830 OP	450	450	90	5095	36,0	142	80+	3000	4,72
Bootes C LED1x5750 G562 T830 OP	600	600	90	5480	37,9	145	80+	3000	7,92
Bootes C LED1x6900 G563 T830 OP	600	600	90	6573	45,7	144	80+	3000	7,92
Bootes C LED1x8050 G564 T830 OP	600	600	90	7658	52,5	146	80+	3000	7,92
Bootes C LED1x9200 G565 T830 OP	900	900	90	8741	59,3	147	80+	3000	21,1
Bootes C LED1x10700 G566 T830 OP	900	900	90	10218	68,7	149	80+	3000	21,1
Bootes C LED1x12250 G567 T830 OP	900	900	90	11688	79,7	147	80+	3000	21,1

TECHNICAL DATA SHEET

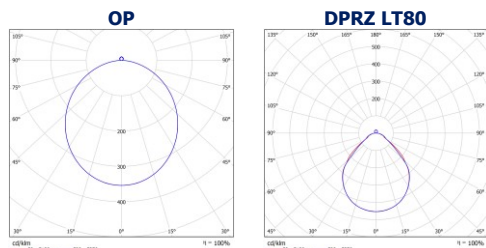
Product	Length, mm	Width, mm	Height, mm	Luminaire output*, lm	System power*, W	System efficacy*, lm/W	CRI *	CCT*, K	Weight, kg
Bootes C LED1x2250 G556 T840 OP	300	300	90	2227	15,6	147	80+	4000	2,1
Bootes C LED1x2550 G557 T840 OP	300	300	90	2540	18,0	145	80+	4000	2,1
Bootes C LED1x2900 G558 T840 OP	300	300	90	2851	20,2	139	80+	4000	2,1
Bootes C LED1x3850 G559 T840 OP	450	450	90	3824	25,9	151	80+	4000	4,72
Bootes C LED1x4600 G560 T840 OP	450	450	90	4582	31,0	151	80+	4000	4,72
Bootes C LED1x5350 G561 T840 OP	450	450	90	5334	36,0	152	80+	4000	4,72
Bootes C LED1x5750 G562 T840 OP	600	600	90	5737	37,9	155	80+	4000	7,92
Bootes C LED1x6900 G563 T840 OP	600	600	90	6882	45,7	154	80+	4000	7,92
Bootes C LED1x8050 G564 T840 OP	600	600	90	8017	52,5	156	80+	4000	7,92
Bootes C LED1x9200 G565 T840 OP	900	900	90	9152	59,3	158	80+	4000	21,1
Bootes C LED1x10700 G566 T840 OP	900	900	90	10698	68,7	160	80+	4000	21,1
Bootes C LED1x12250 G567 T840 OP	900	900	90	12237	79,7	157	80+	4000	21,1
Bootes C LED1x2250 G556 T830 DPRZ LT80	300	300	90	1898	15,6	122	80+	3000	2,1
Bootes C LED1x2550 G557 T830 DPRZ LT80	300	300	90	2130	18,0	119	80+	3000	2,1
Bootes C LED1x2900 G558 T830 DPRZ LT80	300	300	90	2360	20,2	117	80+	3000	2,1
Bootes C LED1x3850 G559 T830 DPRZ LT80	450	450	90	3296	25,9	127	80+	3000	4,72
Bootes C LED1x4600 G560 T830 DPRZ LT80	450	450	90	3950	31,0	127	80+	3000	4,72
Bootes C LED1x5350 G561 T830 DPRZ LT80	450	450	90	4598	36,0	128	80+	3000	4,72
Bootes C LED1x5750 G562 T830 DPRZ LT80	600	600	90	4945	37,9	131	80+	3000	7,92
Bootes C LED1x6900 G563 T830 DPRZ LT80	600	600	90	5932	45,7	130	80+	3000	7,92
Bootes C LED1x8050 G564 T830 DPRZ LT80	600	600	90	6911	52,5	132	80+	3000	7,92
Bootes C LED1x9200 G565 T830 DPRZ LT80	900	900	90	7888	59,3	133	80+	3000	21,1
Bootes C LED1x10700 G566 T830 DPRZ LT80	900	900	90	9221	68,7	134	80+	3000	21,1
Bootes C LED1x12250 G567 T830 DPRZ LT80	900	900	90	10548	79,7	132	80+	3000	21,1
Bootes C LED1x2250 G556 T840 DPRZ LT80	300	300	90	2010	15,6	129	80+	4000	2,1
Bootes C LED1x2550 G557 T840 DPRZ LT80	300	300	90	2293	18,0	128	80+	4000	2,1
Bootes C LED1x2900 G558 T840 DPRZ LT80	300	300	90	2573	20,2	127	80+	4000	2,1
Bootes C LED1x3850 G559 T840 DPRZ LT80	450	450	90	3451	25,9	133	80+	4000	4,72
Bootes C LED1x4600 G560 T840 DPRZ LT80	450	450	90	4135	31,0	133	80+	4000	4,72
Bootes C LED1x5350 G561 T840 DPRZ LT80	450	450	90	4814	36,0	134	80+	4000	4,72
Bootes C LED1x5750 G562 T840 DPRZ LT80	600	600	90	5178	37,9	137	80+	4000	7,92
Bootes C LED1x6900 G563 T840 DPRZ LT80	600	600	90	6210	45,7	136	80+	4000	7,92
Bootes C LED1x8050 G564 T840 DPRZ LT80	600	600	90	7235	52,5	138	80+	4000	7,92
Bootes C LED1x9200 G565 T840 DPRZ LT80	900	900	90	8259	59,3	139	80+	4000	21,1
Bootes C LED1x10700 G566 T840 DPRZ LT80	900	900	90	9654	68,7	141	80+	4000	21,1
Bootes C LED1x12250 G567 T840 DPRZ LT80	900	900	90	11043	79,7	139	80+	4000	21,1

* Tolerance range for optical and electrical data: ±10%. Values apply to an ambient temperature of 25°C. NORTHCLIFFE LIGHTING is constantly developing and improving its products. The right is reserved to change any product specifications without prior notification

Available options:

- T830 Colour temperature 3000K, CRI 80+
- T840 Colour temperature 4000K, CRI 80+
- OP Opal diffuser with high light transmittance
- DPRZ LT80 De-glaring micro-prismatic diffuser with matt light scattering layer
- DALI Driver with DALI interface
- *note - minimum dimming level is 10%, exemption 1% for models (G556, G557, G558, G569, G570)*
- EAIR-M Master luminaire with integrated smart sensor and driver with wireless communication and grouping possibilities for lighting control
- EAIR-S Slave luminaire with integrated EAIR type driver for lighting control
- *note - max system size 1x EAIR-M + 3x EAIR-S*
- *note - max wire length from EAIR-M to last EAIR-S - 11 meter*
- *note - EAIR option not applicable for models: (G556, G557, G558, G559, G560, G561, G568, G569, G570)*
- BLT Integrated wireless control unit and driver for lighting control via mobile device (via Bluetooth)
- COR Driver with Corridor function (never off)

- COR1min Driver with Corridor function 1min (switch off after 1 min.)
- COR30min Driver with Corridor function 30min (switch off after 30 min.)
- *note - COR options not applicable for models: (G556, G557, G558)*
- MW Integrated microwave (MW) motion sensor with on-off control
- EM3 Emergency version 3 hours
- EM3B Emergency version 3 hours (best available technology)
- EM3A Emergency version equipped with an autonomous testing system, 3 hours
- EM3D Emergency version 3 hours with DALI interface
- *note - EM options not applicable for models: (G556, G557, G558)*
- 1G Strain relief for power supply cable
- CBF3-2.0m clear Cable 3x0.75mm² for suspended luminaire up to 2.0 meters, transparent
- CBF5-2.0m clear Cable 5x0.75mm² for suspended luminaire up to 2.0 meters, transparent
- RAL RAL colour



TECHNICAL DATA SHEET

Available accessories:



Product: Suspension MTG KIT SUSI
Description: Suspension wire set "I" type, 1.5m adjustable, 1pcs
**note - 3pcs MTG SUSI KIT for Bootes C LED*



Product: CAP4, white
Description: Steel cap for hiding cable inlet into ceiling, white/ grey/ black



Product: CAP cable 3x0.75 2.0m clear
Description: Cable 3x0.75mm² for suspended luminaire up to 2.0 meters, transparent



Product: CAP cable clip D6,3mm SET, clear
Description: Cable and suspension wire clip set, 4pcs. For cable diameter up to 6,3mm and wire diameter 1mm

Product: Suspension MTG KIT Bootes C LED / Lodos L LED, white/ grey/ black
Description: Suspension wire set with cap 3x"I" type, 1.5m adjustable, 1pcs