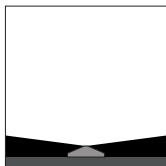
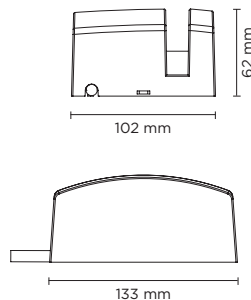




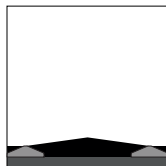
401102

WAVE 2.0

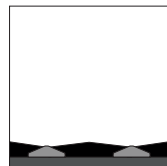
Surface mounted luminaire for outdoor installation on window sill, with asymmetric 8°x170° “window-washer” light distribution. Phospho-chromatised and polyester powder coated die-cast copper-free aluminium body, tempered safety glass, moulded silicone gasket and stainless steel screws. Built-in LED driver 220-240V 50-60Hz, with 1 x CREE XHP35 LED. IP65 rating.



170°
SINGLE INSTALLATION, IN THE MIDDLE: SUGGESTED FOR SMALL / MEDIUM SIZE WINDOWS



170°
DOUBLE INSTALLATION, ON BOTH SIDES: SUGGESTED IN CASE OF HIGH LIGHTING PERFORMANCE NEEDED



170°
DOUBLE INSTALLATION, IN THE MIDDLE: SUGGESTED FOR BIG SIZE WINDOWS



SIDE KNOCKOUT FOR CABLE

light source	light beam options	lumen output (lm)	lumin. efficacy (lm/w)
3000°K warm-white			
high-power led	8° x 170°	582	83.14
4000°K neutral-white			
high-power led	8° x 170°	600	85.71

Finish color options:

Textured Grey RAL 9006

Anthracite Grey RAL 7016

Matt Black (on request)

Technical features



Technical data

Wattage	7 WATT
IP Rating	IP65
IK Rating	IK08
Material	High corrosion resistance die-cast copper-free aluminum body
Coating	Polyester powder coating with phosphochromating pre-finish
Light source	NR. 1 x CREE “XHP35” LED
Screws	Stainless steel
Transformer	Electrical power supply 220/240V 50/60Hz built-in
Gasket	Silicone rubber
Diffuser	PMMA
Power cable	1 mt. power cable included
Gross weight	1,00 Kg

