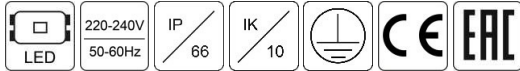


NORTHER LED

Product Group: Emergency Lighting



Description: A wall mounted LED emergency escape luminaire for outdoor applications. An additional option is to adapt the fitting to work in the low temperatures: up to -25°C
 Diffuser: tempered glass, impact resistant
 Body: stainless steel, white finish, with LED status indicator
 Battery charging time: 24 hours (12 hours optional: AUT)
 Battery: NiCd (LiFePO₄ optional: AUT)
 Deep discharge protection

General data: Mains voltage: 220-240V, 50-60Hz
 Light source: LED
 Light source included: Yes
 Light distribution type: Direct
 LED lifetime, h: 50000/L80B50
 Operating temperature range, °C: ta 0...+40 (ta -25...+40 optional)
 Protection class IEC: I
 Ingress protection code: IP66
 Mechanical impact resistance: IK10

Installation: Designed to be fixed onto walls of any type. Suggested mounting height from 2 to 3,6 meters. Push-in terminal, 3x2x2.5mm2

Environment: Outdoor

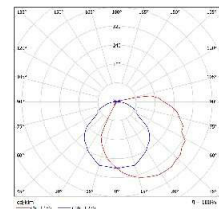
Application: Emergency lighting

Product	Length, mm	Width, mm	Height, mm	Illumination mode	Emergency operating time, h	Power in emergency mode, W*	CRI *	CCT, K*	Weight, kg
Norther 1HLED C332	227	222	77	NM	1	3	80+	6500	1,50
Norther 3HLED C333	227	222	77	NM	3	3	80+	6500	1,65
Norther 1PLED C334	227	222	77	M/NM	1	3	80+	6500	1,50
Norther 1PLED C335	227	222	77	M/NM	3	3	80+	6500	1,65
Norther 1HLED C332 TEST	227	222	77	NM	1	3	80+	6500	1,50
Norther 3HLED C333 TEST	227	222	77	NM	3	3	80+	6500	1,65
Norther 1PLED C334 TEST	227	222	77	M/NM	1	3	80+	6500	1,50
Norther 1PLED C335 TEST	227	222	77	M/NM	3	3	80+	6500	1,65
Norther 1HLED C332 AUT	227	222	77	NM	1	3	80+	6500	1,50
Norther 3HLED C333 AUT	227	222	77	NM	3	3	80+	6500	1,65
Norther 1PLED C334 AUT	227	222	77	M/NM	1	3	80+	6500	1,50
Norther 1PLED C335 AUT	227	222	77	M/NM	3	3	80+	6500	1,65
Norther CEBLED C336	227	222	77	CEB	set	3	80+	6500	1,50

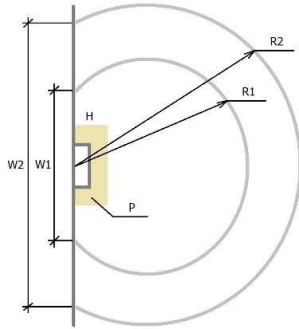
*-M-maintained (with an option of connecting as non-maintained), NM- non-maintained, power and output indicates data in emergency mode, tolerance range for optical and electrical data: ±10%, values apply to an ambient temperature of 25°C

Available options:

- TEST Manual test button
- AUT Autonomous testing system
- CEB Fitting to central battery system
- CLV Fitting to low voltage central battery system CEBLV
- EMS Fitting to emergency monitoring system
- tmin-25 Suitable for low temperatures with ta -25...+40°C
- LGREY Light grey stainless steel body
- BLACK Black stainless steel body



Photometry of Norther LED:



R1- radius of the average illumination >5lx
 W1- distance from the wall with illumination >5lx
 R2- radius of the average illumination >1lx
 W2- distance from the wall with illumination >1lx
 P- light intensity under the luminaire
 H- mounting height of the luminaire

Norther LED 3x1W/360lm min. 5lx and min. 1lx					
H, m	P, m	W1 >5lx, m	R1>5lx, m	W2 >1lx, m	R2 >1lx, m
2,0	30	4,2	3,0	6,9	5,5
2,2	25	4,4	3,0	7,1	5,7
2,4	21	4,4	3,1	7,4	5,8
2,6	18	4,4	3,1	7,6	6,0
2,8	15	4,3	3,1	7,8	6,1
3,0	13	4,1	3,0	8,0	6,2
3,2	11	4,0	3,0	8,4	6,3
3,4	10	3,7	2,9	8,6	6,4
3,6	9	3,4	2,8	8,9	6,5