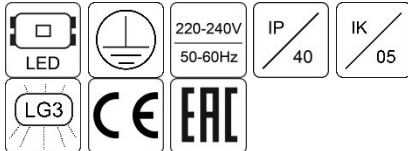


# CALIMA U LED

## Surface and Suspended Luminaires



**Images for the product family and options:**



<b>Description:</b>	Suspended LED luminaire Light distribution type: direct (direct/indirect LG3 versions) Optical system: matt micro-prismatic PMMA diffuser, low glare/ translucent micro-prismatic PMMA diffuser Housing: steel Colour: white (RAL9003)
<b>General data:</b>	Mains voltage: 220-240V, 0/50/60Hz LED lifetime, h: 100000/L80B50 Protection class IEC: I Ingress protection code: IP40 Mechanical impact resistance: IK05 Operating temperature range, °C: ta 0...+35
<b>Installation:</b>	Suspended (accessories to be ordered separately), with L/LL option is designed for in-line connection. Push-in terminal, 3x2x2.5mm <sup>2</sup>
<b>Environment:</b>	Indoor
<b>Application:</b>	Office, education, retail, public place



Sensors ensure lighting is only on when and where it is needed. The sensors can bring huge benefits in terms of energy management as they enable sunlight harvesting, automatic dimming, and sensing the presence of people. The lighting is only on when actually required so cost savings are considerable. Energy saving - typically between 30% and 50%. Application: are ideal for all office areas including work spaces, conference rooms, corridors, break-out rooms, administrative areas, stairwells and similar applications in schools and hospitals. For more information see the option list and energy saving solutions.



Pull switch version (to switch on/off) available on request. For more information please check the option list.



LG3 – Luminaire fits to LG3 requirements with 30-40% light distribution to the ceiling and 70-60% to the floor. For more information please check the option list.



Fitting for in-line connection can be ordered on request. Please add I-JOIN MTG KIT Calima U LED/Etesian U LED RAL9003 accessory and select L or LL options depending on luminaire's location in the line (first/ end/ intermediate). For more information please check the option and accessories list.

**TECHNICAL DATA SHEET**

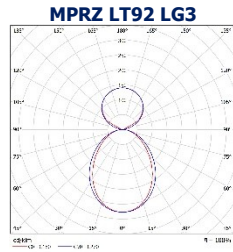
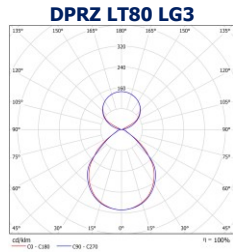
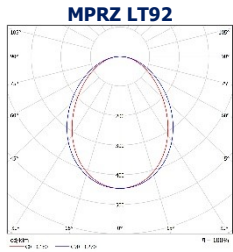
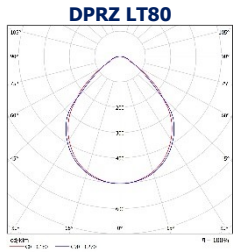


High flexibility to meet specific project requirements, as luminaires can be painted to all RAL code colours on request. For more information please check the option list.

Product	Length, mm	Width, mm	Height, mm	Luminaire output*, lm	System power*, W	System efficacy*, lm/W	CRI* (Ra)	CCT*, K	Weight, kg
Calima U LED1x2700 G173 T830 DPRZ LT80	1215	175	40	2551	18,7	136	80+	3000	4,10
Calima U LED1x3550 G174 T830 DPRZ LT80	1215	175	40	3327	22,3	149	80+	3000	4,10
Calima U LED1x4600 G175 T830 DPRZ LT80	1215	175	40	4336	29,8	146	80+	3000	4,10
Calima U LED1x3400 G176 T830 DPRZ LT80	1495	175	40	3189	22,3	143	80+	3000	5,10
Calima U LED1x4400 G177 T830 DPRZ LT80	1495	175	40	4159	27,3	152	80+	3000	5,10
Calima U LED1x5750 G178 T830 DPRZ LT80	1495	175	40	5419	36,8	147	80+	3000	5,10
Calima U LED1x2700 G173 T840 DPRZ LT80	1215	175	40	2689	18,7	144	80+	4000	4,10
Calima U LED1x3550 G174 T840 DPRZ LT80	1215	175	40	3507	22,3	157	80+	4000	4,10
Calima U LED1x4600 G175 T840 DPRZ LT80	1215	175	40	4570	29,8	153	80+	4000	4,10
Calima U LED1x3400 G176 T840 DPRZ LT80	1495	175	40	3362	22,3	151	80+	4000	5,10
Calima U LED1x4400 G177 T840 DPRZ LT80	1495	175	40	4383	27,3	160	80+	4000	5,10
Calima U LED1x5750 G178 T840 DPRZ LT80	1495	175	40	5713	36,8	155	80+	4000	5,10
Calima U LED1x2900 G173 T830 MPRZ LT92	1215	175	40	2731	18,7	146	80+	3000	4,10
Calima U LED1x3800 G174 T830 MPRZ LT92	1215	175	40	3562	22,3	159	80+	3000	4,10
Calima U LED1x4900 G175 T830 MPRZ LT92	1215	175	40	4642	29,8	156	80+	3000	4,10
Calima U LED1x3600 G176 T830 MPRZ LT92	1495	175	40	3414	22,3	153	80+	3000	5,10
Calima U LED1x4700 G177 T830 MPRZ LT92	1495	175	40	4452	27,3	163	80+	3000	5,10
Calima U LED1x6150 G178 T830 MPRZ LT92	1495	175	40	5802	36,8	158	80+	3000	5,10
Calima U LED1x2900 G173 T840 MPRZ LT92	1215	175	40	2879	18,7	154	80+	4000	4,10
Calima U LED1x3800 G174 T840 MPRZ LT92	1215	175	40	3754	22,3	168	80+	4000	4,10
Calima U LED1x4900 G175 T840 MPRZ LT92	1215	175	40	4893	29,8	164	80+	4000	4,10
Calima U LED1x3600 G176 T840 MPRZ LT92	1495	175	40	3599	22,3	161	80+	4000	5,10
Calima U LED1x4700 G177 T840 MPRZ LT92	1495	175	40	4693	27,3	172	80+	4000	5,10
Calima U LED1x6150 G178 T840 MPRZ LT92	1495	175	40	6116	36,8	166	80+	4000	5,10
Calima U LED1x2700/2200 G179 T830 DPRZ LT80 LG3	1215	175	40	4622	29,6	156	80+	3000	4,60
Calima U LED1x4050/3300 G180 T830 DPRZ LT80 LG3	1215	175	40	6934	43,9	158	80+	3000	4,60
Calima U LED1x3400/2950 G181 T830 DPRZ LT80 LG3	1495	175	40	5950	37,6	158	80+	3000	5,60
Calima U LED1x5050/4400 G182 T830 DPRZ LT80 LG3	1495	175	40	8926	56,4	158	80+	3000	5,60
Calima U LED1x2700/2200 G179 T840 DPRZ LT80 LG3	1215	175	40	4872	29,6	165	80+	4000	4,60
Calima U LED1x4050/3300 G180 T840 DPRZ LT80 LG3	1215	175	40	7309	43,9	167	80+	4000	4,60
Calima U LED1x3400/2950 G181 T840 DPRZ LT80 LG3	1495	175	40	6273	37,6	167	80+	4000	5,60
Calima U LED1x5050/4400 G182 T840 DPRZ LT80 LG3	1495	175	40	9408	56,4	167	80+	4000	5,60
Calima U LED1x2900/2200 G179 T830 MPRZ LT92 LG3	1215	175	40	4802	29,6	162	80+	3000	4,60
Calima U LED1x4350/3300 G180 T830 MPRZ LT92 LG3	1215	175	40	7204	43,9	164	80+	3000	4,60
Calima U LED1x3600/2950 G181 T830 MPRZ LT92 LG3	1495	175	40	6175	37,6	164	80+	3000	5,60
Calima U LED1x5400/4400 G182 T830 MPRZ LT92 LG3	1495	175	40	9263	56,4	164	80+	3000	5,60
Calima U LED1x2900/2200 G179 T840 MPRZ LT92 LG3	1215	175	40	5062	29,6	171	80+	4000	4,60
Calima U LED1x4350/3300 G180 T840 MPRZ LT92 LG3	1215	175	40	7594	43,9	172	80+	4000	4,60
Calima U LED1x3600/2950 G181 T840 MPRZ LT92 LG3	1495	175	40	6510	37,6	172	80+	4000	5,60
Calima U LED1x5400/4400 G182 T840 MPRZ LT92 LG3	1495	175	40	9764	56,4	172	80+	4000	5,60

**Available options:**

DALI	Driver with DALI interface and switch-control dimming	CBF3-2.0m clear	Cable 3x0.75mm <sup>2</sup> for suspended luminaire up to 2.0 meters, transparent
EAIRB-M	Master luminaire with integrated smart sensor and driver with wireless communication and grouping possibilities for lighting control	CBF5-2.0m clear	Cable 5x0.75mm <sup>2</sup> for suspended luminaire up to 2.0 meters, transparent
EAIRB-S	Slave luminaire with integrated EAIR type driver for lighting control	<i>*note - for suspended luminaires it is recommended to use one of CBF3 option for easier mounting</i>	
<i>*note - max system size 1x EAIRB-M + 3x EAIRB-S</i>			
<i>*note - max wire length from EAIRB-M to last EAIR-S - 11 meters</i>			
COR	Driver with Corridor function (never off)	RAL	RAL colour
COR1min	Driver with Corridor function 1min (switch off after 1 min.)	T830	Colour temperature 3000K, CRI 80+
COR30min	Driver with Corridor function 30min (switch off after 30 min.)	T840	Colour temperature 4000K, CRI 80+
1LIN	Through wiring 3x1.5 mm <sup>2</sup> with two push-in terminal blocks	ACT+	Integrated self-learning sensor and driver for lighting control
3LIN	Through wiring 5x1.5 mm <sup>2</sup> with two push-in terminal blocks	BLT	Integrated wireless control unit and driver for lighting control via mobile device (via Bluetooth)
MPRZ LT92	Translucent micro-prismatic diffuser with high light transmittance	TW	Integrated light source and driver for Tuneable white control 2700-6500 K
DPRZ LT80	De-glaring matt micro-prismatic diffuser	BLT TW	Integrated light source, wireless control unit and driver for Tuneable white control 2700-6500 K via mobile device (via Bluetooth)
1G	Strain relief for power supply cable	DLIGHT	Integrated daylight sensor and dimming driver for simple setting of constant light level
L	Luminaire designed to in-line connection with join element – end/first luminaire (join kit not included)	PULL	Pull switch device, on/off
LL	Luminaire designed to in-line connection with join element – intermediate luminaire (join kit not included)	PULLDIM	Pull switch device and driver with switch-control dimming
CBF3-2.0m spiral	Spiral cable 3x0.75mm <sup>2</sup> for suspended luminaire up to 2.0 meters, white	Lsep	Option that enables to control (on/off) Down and up lights separately
CBF3-2.0m	Cable 3x0.75mm <sup>2</sup> for suspended luminaire up to 2.0 meters, white	<i>*note – available with LG3 version</i>	
		EM3	Emergency version 3 hours
		EM3B	Emergency version 3 hours (best available technology)
		EM3A	Emergency version equipped with an autonomous testing system, 3 hours



**Available accessories:**



Product: I-JOIN MTG KIT Calima U LED/Etesian U LED RAL9003  
Description: "I" type join kit for connecting luminaires in-line



Product: CAP1 WHITE  
Description: Plastic cap for hiding cable inlet into ceilings, white



Product: CAP2 WHITE  
Description: Plastic cap for hiding cable inlet into ceilings, white



Product: CAP spiral cable 3x0.75 2.0m white  
Description: Spiral cable 3x0.75mm<sup>2</sup> for suspended luminaire up to 2.0 meters, white



Product: CAP cable 3x0.75 2.0m clear  
Description: Cable 3x0.75mm<sup>2</sup> for suspended luminaire up to 2.0 meters, transparent



Product: BLANK Calima U LED 300mm 1LIN v2 RAL9003  
Description: Blank part kit for connecting luminaires in-line, 1pcs  
*\*note - BLANK through wiring option must meet luminaire options*



Product: BLANK Calima U LED 1215mm 1LIN v2 RAL9003  
Description: Blank part kit for connecting luminaires in-line, 1pcs  
*\*note - BLANK through wiring option must meet luminaire options*



Product: Suspension MTG KIT SUSY  
Description: Suspension wire set "Y" type, 1.5m adjustable, 1pcs  
*\*note - 2pcs MTG KIT SUSY for 1 luminaire required*



Product: CAP1 CLEAR  
Description: Plastic cap for hiding cable inlet into ceilings, clear



Product: CAP2 CLEAR  
Description: Plastic cap for hiding cable inlet into ceilings, clear



Product: CAP cable 3x0.75 2.0m white  
Description: Cable 3x0.75mm<sup>2</sup> for suspended luminaire up to 2.0 meters, white



Product: CAP cable clip D6,3mm SET, clear  
Description: Cable and suspension wire clip set, 4pcs. For cable diameter up to 6,3mm and wire diameter 1mm



Product: BLANK Calima U LED 600mm 1LIN v2 RAL9003  
Description: Blank part kit for connecting luminaires in-line, 1pcs  
*\*note - BLANK through wiring option must meet luminaire options*



Product: CAP4, white  
Description: Steel cap for hiding cable inlet into ceiling, white/ grey/ black