

RUSTY PATHLIGHT 40/70

A-A++ Range A++-E

LED INSIDE

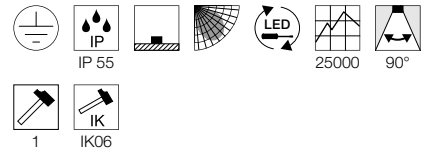
NEW



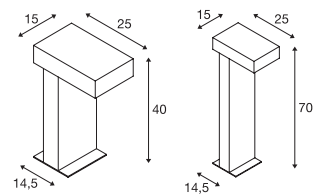
- Rusty steel
- Every luminaire is unique

Product details

220-240V ~50/60Hz
 Total consumption: 8.9W
 Material: FeCSI-steel



Dimensioned drawing



Note

Open cable end

Recommended accessories

- IP68 connection box, 3-pole
Item no. 228730
- Earth spike
Item no. 229422



Variant	Item no.
400lm 3000K CRI>80 H: 40 cm 12.5 kg ■ rusty iron	1001823
400lm 3000K CRI>80 H: 70 cm 18.9 kg ■ rusty iron	1001824

IPERI 50
Pole



A-A++ Range A++-E



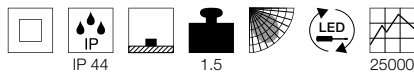
LED
INSIDE



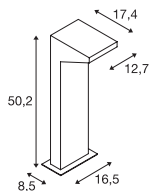
- Walkway light for entrance and garden

Product details

230V ~50Hz
Total consumption: 5W
Material: Aluminium/plastic



Dimensioned drawing



QUADRASYL 75
Pole, TCR-TSE



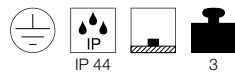
B-A++ Range A++-E



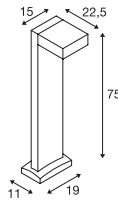
- Modern design for walkway lighting

Product details

230V ~50Hz
Material: Aluminium



Dimensioned drawing



Note

Concrete anchor incl.

Recommended accessories

■ IP68 connection box, 3-pole
Item no. 228730



Recommended lamp

LED GX53 3W 120°
3000K 250lm EEI=A++
3kWh/1000h
Item no. 551372



Lamp details

11W max.
Ø: 7.5 cm max. L: 2.7 cm max.
optional: LED

Recommended accessories

■ Earth spike
Item no. 231231



Variant	Item no.
320lm 4000K CRI>70 ■ white	231301
320lm 4000K CRI>70 ■ anthracite	231305

Variant	Item no.
GX53 TCR-TSE ■ silver-grey	232294
GX53 TCR-TSE ■ anthracite	232295

