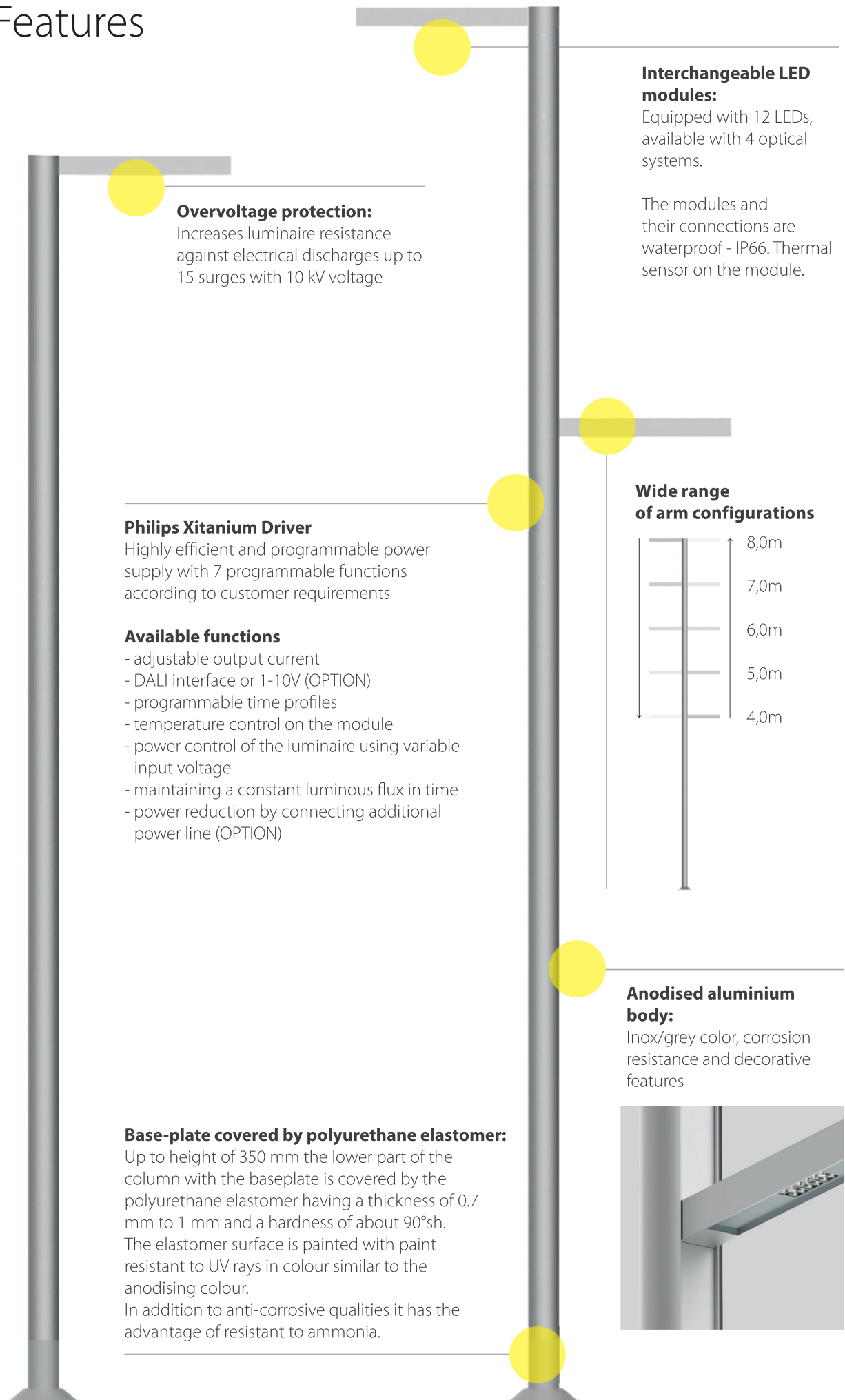


# Features



## Overvoltage protection:

Increases luminaire resistance against electrical discharges up to 15 surges with 10 kV voltage

## Philips Xitanium Driver

Highly efficient and programmable power supply with 7 programmable functions according to customer requirements

## Available functions

- adjustable output current
- DALI interface or 1-10V (OPTION)
- programmable time profiles
- temperature control on the module
- power control of the luminaire using variable input voltage
- maintaining a constant luminous flux in time
- power reduction by connecting additional power line (OPTION)

## Base-plate covered by polyurethane elastomer:

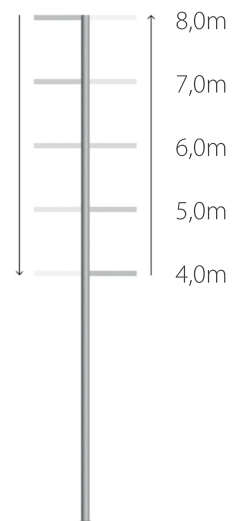
Up to height of 350 mm the lower part of the column with the baseplate is covered by the polyurethane elastomer having a thickness of 0.7 mm to 1 mm and a hardness of about 90°sh. The elastomer surface is painted with paint resistant to UV rays in colour similar to the anodising colour. In addition to anti-corrosive qualities it has the advantage of resistant to ammonia.

## Interchangeable LED modules:

Equipped with 12 LEDs, available with 4 optical systems.

The modules and their connections are waterproof - IP66. Thermal sensor on the module.

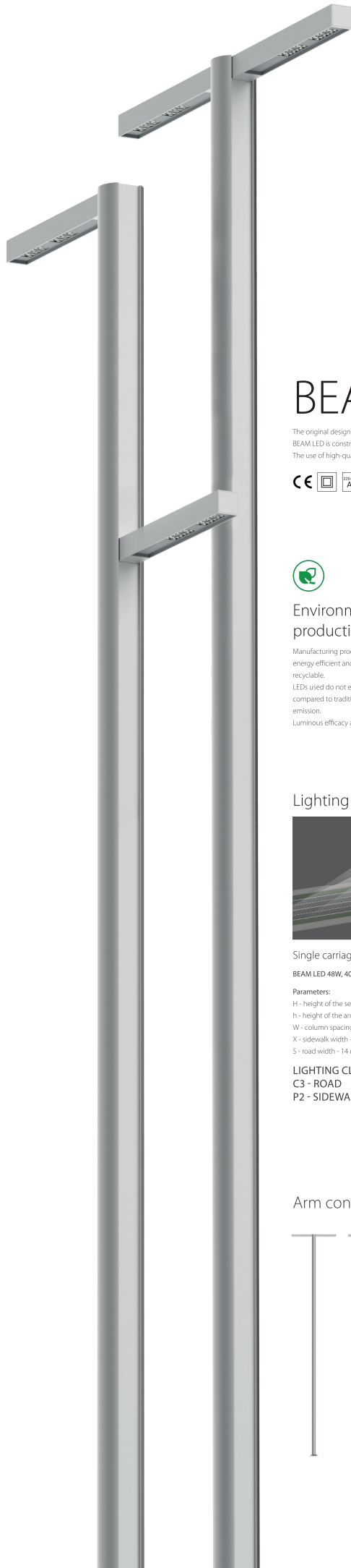
## Wide range of arm configurations



## Anodised aluminium body:

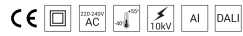
Inox/grey color, corrosion resistance and decorative features





# BEAM LED

The original design of the set gives character to the illuminated location. BEAM LED is constructed of aluminium profile protected with anodic coating. The use of high-quality LEDs ensures even and efficient lighting.



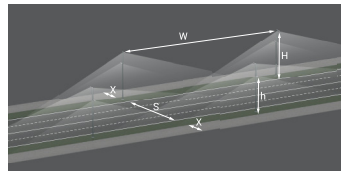
## Environmentally friendly production and operation

Manufacturing process of BEAM LED is carried out with the use of energy efficient and sustainable methods. Aluminium housing is 100% recyclable.

LEDs used do not emit UV infrared radiation and consume less energy compared to traditional light sources, resulting in reduction of CO<sub>2</sub> emission.

Luminous efficacy at the luminaire level up to 104lm/W.

## Lighting example



Single carriageway with four lanes + sidewalk

BEAM LED 48W, 4000K, T3 and 24W, 4000K, T2

Parameters:

H - height of the set, arm #1: 6 m

h - height of the arm #2: 5 m

W - column spacing - 30 m

X - sidewalk width - 3 m

S - road width - 14 m

**LIGHTING CLASS**

**C3 - ROAD**

**P2 - SIDEWALK**

## Arm configuration example

