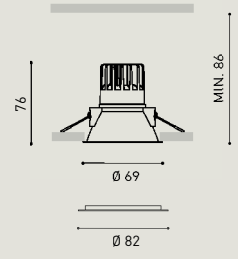


		W	K	mA	Lm	%Eff	
<b>SWAP S</b> CRI>90	A212-11-10-   W   R   G   Z   WN   N   W54	5W	2700K	150	675	86%	
	A212-11-11-   W   R   G   Z   WN   N   W54	5W	3000K	150	700	86%	
	A212-11-12-   W   R   G   Z   WN   N   W54	5W	4000K	150	710	86%	
<b>SWAP S</b> CRI>90	A212-12-10-   W   R   G   Z   WN   N   W54	7W	2700K	200	910	86%	
	A212-12-11-   W   R   G   Z   WN   N   W54	7W	3000K	200	940	86%	
	A212-12-12-   W   R   G   Z   WN   N   W54	7W	4000K	200	960	86%	
	A212-12-20-   W   R   G   Z   WN   N   W54	7W	2700K	200	910	86%	
	PHASE CUT** A212-12-21-   W   R   G   Z   WN   N   W54	7W	3000K	200	940	86%	
	A212-12-22-   W   R   G   Z   WN   N   W54	7W	4000K	200	960	86%	
	A212-12-30-   W   R   G   Z   WN   N   W54	7W	2700K	200	910	86%	
	DALI   PUSH** A212-12-31-   W   R   G   Z   WN   N   W54	7W	3000K	200	940	86%	
	A212-12-32-   W   R   G   Z   WN   N   W54	7W	4000K	200	960	86%	
	<b>SWAP S</b> <b>Super CRI</b> CRI>97	A312-12-10-   W   R   G   Z   WN   N   W54	7W	2700K	200	770	86%
		A312-12-11-   W   R   G   Z   WN   N   W54	7W	3000K	200	800	86%
		A312-12-12-   W   R   G   Z   WN   N   W54	7W	4000K	200	820	86%
A312-12-20-   W   R   G   Z   WN   N   W54		7W	2700K	200	770	86%	
PHASE CUT** A312-12-21-   W   R   G   Z   WN   N   W54		7W	3000K	200	800	86%	
A312-12-22-   W   R   G   Z   WN   N   W54		7W	4000K	200	820	86%	
A312-12-30-   W   R   G   Z   WN   N   W54		7W	2700K	200	770	86%	
DALI   PUSH** A312-12-31-   W   R   G   Z   WN   N   W54		7W	3000K	200	800	86%	
A312-12-32-   W   R   G   Z   WN   N   W54		7W	4000K	200	820	86%	



### Swap IP54\*


NOT COMPATIBLE WITH EXTRA BEZEL.  
AFFECTS THE LIGHTING PARAMETERS.

	%Eff
W54 <input type="checkbox"/> DIRECT REFERENCE	81%

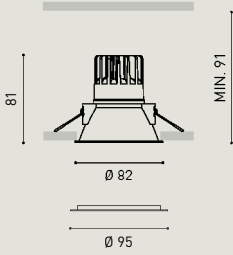
**OTHER COLOURS**      **REFERENCE + IP54 ACCESSORY**

**IP54 ACCESSORY S**      **A212-10-54**

PRE-ASSEMBLED. NOT SOLD SEPARATELY.



\*\* OTHER DIM, PLEASE CONSULT | COLOURS MAY AFFECT THE LIGHTING PAREMETERS      & FAST 220-230 V » PLEASE CONSULT



		W	K	mA	Lm	%Eff	
<b>SWAP M</b> CRI>90	A212-21-10-   W   R   G   Z   WN   N   W54	5W	2700K	150	675	86%	
	A212-21-11-   W   R   G   Z   WN   N   W54	5W	3000K	150	700	86%	
	A212-21-12-   W   R   G   Z   WN   N   W54	5W	4000K	150	710	86%	
<b>SWAP M</b> CRI>90	A212-22-10-   W   R   G   Z   WN   N   W54	7W	2700K	200	910	86%	
	A212-22-11-   W   R   G   Z   WN   N   W54	7W	3000K	200	940	86%	
	A212-22-12-   W   R   G   Z   WN   N   W54	7W	4000K	200	960	86%	
	A212-22-20-   W   R   G   Z   WN   N   W54	7W	2700K	200	910	86%	
	A212-22-21-   W   R   G   Z   WN   N   W54	7W	3000K	200	940	86%	
	PHASE CUT** A212-22-22-   W   R   G   Z   WN   N   W54	7W	4000K	200	960	86%	
	A212-22-30-   W   R   G   Z   WN   N   W54	7W	2700K	200	910	86%	
	A212-22-31-   W   R   G   Z   WN   N   W54	7W	3000K	200	940	86%	
	DALI I PUSH** A212-22-32-   W   R   G   Z   WN   N   W54	7W	4000K	200	960	86%	
	<b>SWAP M</b> <b>Super CRI</b> CRI>97	A312-22-10-   W   R   G   Z   WN   N   W54	7W	2700K	200	770	86%
		A312-22-11-   W   R   G   Z   WN   N   W54	7W	3000K	200	800	86%
		A312-22-12-   W   R   G   Z   WN   N   W54	7W	4000K	200	820	86%
A312-22-20-   W   R   G   Z   WN   N   W54		7W	2700K	200	770	86%	
A312-22-21-   W   R   G   Z   WN   N   W54		7W	3000K	200	800	86%	
PHASE CUT** A312-22-22-   W   R   G   Z   WN   N   W54		7W	4000K	200	820	86%	
A312-22-30-   W   R   G   Z   WN   N   W54		7W	2700K	200	770	86%	
A312-22-31-   W   R   G   Z   WN   N   W54		7W	3000K	200	800	86%	
DALI I PUSH** A312-22-32-   W   R   G   Z   WN   N   W54		7W	4000K	200	820	86%	



### Swap IP54\*

NOT COMPATIBLE WITH EXTRA BEZEL.  
AFFECTS THE LIGHTING PARAMETERS.

		%Eff
W54 <input type="checkbox"/>	DIRECT REFERENCE	81%

#### OTHER COLOURS REFERENCE + IP54 ACCESSORY

IP54 ACCESSORY M A212-20-54









PRE-ASSEMBLED. NOT SOLD SEPARATELY.

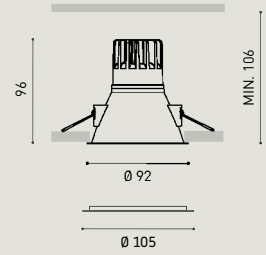


\*\* OTHER DIM, PLEASE CONSULT | COLOURS MAY AFFECT THE LIGHTING PAREMETERS

& FAST 220-230 V » PLEASE CONSULT

# Swap.

		W	K	mA	Lm	%Eff
<b>SWAP L</b> CRI>90	A212-31-10-   W   R   G   Z   WN   N   W54	5W	2700K	150	675	86%
	A212-31-11-   W   R   G   Z   WN   N   W54	5W	3000K	150	700	86%
	A212-31-12-   W   R   G   Z   WN   N   W54	5W	4000K	150	710	86%
<b>SWAP L</b> CRI>90	A212-32-10-   W   R   G   Z   WN   N   W54	7W	2700K	200	910	86%
	A212-32-11-   W   R   G   Z   WN   N   W54	7W	3000K	200	940	86%
	A212-32-12-   W   R   G   Z   WN   N   W54	7W	4000K	200	960	86%
	A212-32-20-   W   R   G   Z   WN   N   W54	7W	2700K	200	910	86%
	 PHASE CUT** A212-32-21-   W   R   G   Z   WN   N   W54	7W	3000K	200	940	86%
	 PHASE CUT** A212-32-22-   W   R   G   Z   WN   N   W54	7W	4000K	200	960	86%
	A212-32-30-   W   R   G   Z   WN   N   W54	7W	2700K	200	910	86%
	 DALI   PUSH A212-32-31-   W   R   G   Z   WN   N   W54	7W	3000K	200	940	86%
	 DALI   PUSH A212-32-32-   W   R   G   Z   WN   N   W54	7W	4000K	200	960	86%
	<b>SWAP L</b> <b>Super CRI</b> CRI>97	A312-32-10-   W   R   G   Z   WN   N   W54	7W	2700K	200	770
A312-32-11-   W   R   G   Z   WN   N   W54		7W	3000K	200	800	86%
A312-32-12-   W   R   G   Z   WN   N   W54		7W	4000K	200	820	86%
A312-32-20-   W   R   G   Z   WN   N   W54		7W	2700K	200	770	86%
 PHASE CUT** A312-32-21-   W   R   G   Z   WN   N   W54		7W	3000K	200	800	86%
 PHASE CUT** A312-32-22-   W   R   G   Z   WN   N   W54		7W	4000K	200	820	86%
A312-32-30-   W   R   G   Z   WN   N   W54		7W	2700K	200	770	86%
 DALI   PUSH** A312-32-31-   W   R   G   Z   WN   N   W54		7W	3000K	200	800	86%
 DALI   PUSH** A312-32-32-   W   R   G   Z   WN   N   W54		7W	4000K	200	820	86%



## Swap IP54\*

NOT COMPATIBLE WITH EXTRA BEZEL.  
AFFECTS THE LIGHTING PARAMETERS.

		%Eff
<b>W54</b> <input type="checkbox"/>	<b>DIRECT REFERENCE</b>	81%

### OTHER COLOURS      REFERENCE + IP54 ACCESSORY

**IP54 ACCESSORY L**      **A212-30-54**



PRE-ASSEMBLED. NOT SOLD SEPARATELY.



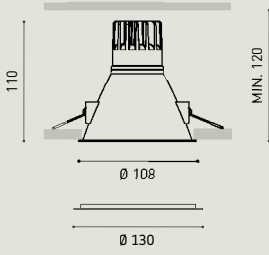
↑ ↑ ↑ IP54



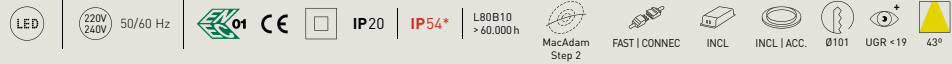
\*\* OTHER DIM, PLEASE CONSULT | COLOURS MAY AFFECT THE LIGHTING PAREMETERS

 & FAST  220-230 V » PLEASE CONSULT

# Swap XL



		W	K	mA	Lm	%Eff	
<b>SWAP XL</b> CRI>90	A212-41-10-   W   R   G   Z   WN   N   W54	5W	2700K	150	675	86%	
	A212-41-11-   W   R   G   Z   WN   N   W54	5W	3000K	150	700	86%	
	A212-41-12-   W   R   G   Z   WN   N   W54	5W	4000K	150	710	86%	
<b>SWAP XL</b> CRI>90	A212-42-10-   W   R   G   Z   WN   N   W54	7W	2700K	200	910	86%	
	A212-42-11-   W   R   G   Z   WN   N   W54	7W	3000K	200	940	86%	
	A212-42-12-   W   R   G   Z   WN   N   W54	7W	4000K	200	960	86%	
	A212-42-20-   W   R   G   Z   WN   N   W54	7W	2700K	200	910	86%	
	A212-42-21-   W   R   G   Z   WN   N   W54	7W	3000K	200	940	86%	
	PHASE CUT** A212-42-22-   W   R   G   Z   WN   N   W54	7W	4000K	200	960	86%	
	A212-42-30-   W   R   G   Z   WN   N   W54	7W	2700K	200	910	86%	
	A212-42-31-   W   R   G   Z   WN   N   W54	7W	3000K	200	940	86%	
	DALI I PUSH** A212-42-32-   W   R   G   Z   WN   N   W54	7W	4000K	200	960	86%	
	<b>SWAP XL</b> <b>Super CRI</b> CRI>97	A312-42-10-   W   R   G   Z   WN   N   W54	7W	2700K	200	770	86%
		A312-42-11-   W   R   G   Z   WN   N   W54	7W	3000K	200	800	86%
		A312-42-12-   W   R   G   Z   WN   N   W54	7W	4000K	200	820	86%
A312-42-20-   W   R   G   Z   WN   N   W54		7W	2700K	200	770	86%	
A312-42-21-   W   R   G   Z   WN   N   W54		7W	3000K	200	800	86%	
PHASE CUT** A312-42-22-   W   R   G   Z   WN   N   W54		7W	4000K	200	820	86%	
A312-42-30-   W   R   G   Z   WN   N   W54		7W	2700K	200	770	86%	
A312-42-31-   W   R   G   Z   WN   N   W54		7W	3000K	200	800	86%	
DALI I PUSH** A312-42-32-   W   R   G   Z   WN   N   W54		7W	4000K	200	820	86%	



## Swap IP54\*

NOT COMPATIBLE WITH EXTRA BEZEL.  
AFFECTS THE LIGHTING PARAMETERS.

		%Eff
W54 <input type="checkbox"/>	DIRECT REFERENCE	81%

OTHER COLOURS      REFERENCE + IP54 ACCESSORY

IP54 ACCESSORY XL      A212-40-54

PRE-ASSEMBLED. NOT SOLD SEPARATELY.



IP20









EXCL I ACC. 46°

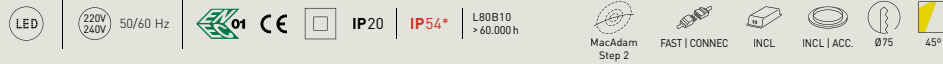
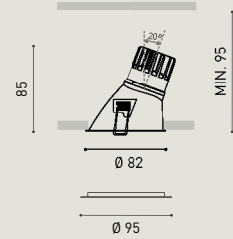


IP54

\*\* OTHER DIM, PLEASE CONSULT | COLOURS MAY AFFECT THE LIGHTING PAREMETERS

& FAST 220-230 V » PLEASE CONSULT

		W	K	mA	Lm	%Eff	
<b>SWAP M</b> <b>Asymmetric</b> CRI>90	A216-21-10-   W   R   G   Z   WN   N   W54	5W	2700K	150	675	86%	
	A216-21-11-   W   R   G   Z   WN   N   W54	5W	3000K	150	700	86%	
	A216-21-12-   W   R   G   Z   WN   N   W54	5W	4000K	150	710	86%	
<b>SWAP M</b> <b>Asymmetric</b> CRI>90	A216-22-10-   W   R   G   Z   WN   N   W54	7W	2700K	200	910	86%	
	A216-22-11-   W   R   G   Z   WN   N   W54	7W	3000K	200	940	86%	
	A216-22-12-   W   R   G   Z   WN   N   W54	7W	4000K	200	960	86%	
	A216-22-20-   W   R   G   Z   WN   N   W54	7W	2700K	200	910	86%	
	 A216-22-21-   W   R   G   Z   WN   N   W54	7W	3000K	200	940	86%	
	 A216-22-22-   W   R   G   Z   WN   N   W54	7W	4000K	200	960	86%	
	A216-22-30-   W   R   G   Z   WN   N   W54	7W	2700K	200	910	86%	
	A216-22-31-   W   R   G   Z   WN   N   W54	7W	3000K	200	940	86%	
	 A216-22-32-   W   R   G   Z   WN   N   W54	7W	4000K	200	960	86%	
	<b>SWAP M</b> <b>Asymmetric</b> <b>Super CRI</b> CRI>97	A316-22-10-   W   R   G   Z   WN   N   W54	7W	2700K	200	770	86%
		A316-22-11-   W   R   G   Z   WN   N   W54	7W	3000K	200	800	86%
		A316-22-12-   W   R   G   Z   WN   N   W54	7W	4000K	200	820	86%
A316-22-20-   W   R   G   Z   WN   N   W54		7W	2700K	200	770	86%	
 A316-22-21-   W   R   G   Z   WN   N   W54		7W	3000K	200	800	86%	
 A316-22-22-   W   R   G   Z   WN   N   W54		7W	4000K	200	820	86%	
A316-22-30-   W   R   G   Z   WN   N   W54		7W	2700K	200	770	86%	
A316-22-31-   W   R   G   Z   WN   N   W54		7W	3000K	200	800	86%	
 A316-22-32-   W   R   G   Z   WN   N   W54		7W	4000K	200	820	86%	



## Swap IP54\*

NOT COMPATIBLE WITH EXTRA BEZEL.  
AFFECTS THE LIGHTING PARAMETERS.

		%Eff
W54 <input type="checkbox"/>	DIRECT REFERENCE	81%



### OTHER COLOURS      REFERENCE + IP54 ACCESSORY

IP54 ACCESSORY M      A212-20-54

PRE-ASSEMBLED. NOT SOLD SEPARATELY.

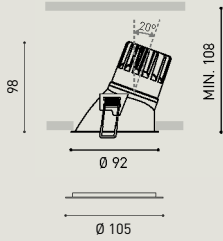


\*\* OTHER DIM, PLEASE CONSULT | COLOURS MAY AFFECT THE LIGHTING PAREMETERS

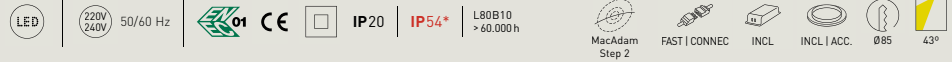
 & FAST  220-230 V » PLEASE CONSULT

# Swap L

## Asymmetric



		W	K	mA	Lm	%Eff	
<b>SWAP L</b> <b>Asymmetric</b> CRI>90	A216-31-10-   W   R   G   Z   WN   N   W54	5W	2700K	150	675	86%	
	A216-31-11-   W   R   G   Z   WN   N   W54	5W	3000K	150	700	86%	
	A216-31-12-   W   R   G   Z   WN   N   W54	5W	4000K	150	710	86%	
<b>SWAP L</b> <b>Asymmetric</b> CRI>90	A216-32-10-   W   R   G   Z   WN   N   W54	7W	2700K	200	910	86%	
	A216-32-11-   W   R   G   Z   WN   N   W54	7W	3000K	200	940	86%	
	A216-32-12-   W   R   G   Z   WN   N   W54	7W	4000K	200	960	86%	
	A216-32-20-   W   R   G   Z   WN   N   W54	7W	2700K	200	910	86%	
	A216-32-21-   W   R   G   Z   WN   N   W54	7W	3000K	200	940	86%	
	PHASE CUT** A216-32-22-   W   R   G   Z   WN   N   W54	7W	4000K	200	960	86%	
	A216-32-30-   W   R   G   Z   WN   N   W54	7W	2700K	200	910	86%	
	A216-32-31-   W   R   G   Z   WN   N   W54	7W	3000K	200	940	86%	
	DALI I PUSH** A216-32-32-   W   R   G   Z   WN   N   W54	7W	4000K	200	960	86%	
	<b>SWAP L</b> <b>Asymmetric</b> <b>Super CRI</b> CRI>97	A316-32-10-   W   R   G   Z   WN   N   W54	7W	2700K	200	770	86%
		A316-32-11-   W   R   G   Z   WN   N   W54	7W	3000K	200	800	86%
		A316-32-12-   W   R   G   Z   WN   N   W54	7W	4000K	200	820	86%
A316-32-20-   W   R   G   Z   WN   N   W54		7W	2700K	200	770	86%	
A316-32-21-   W   R   G   Z   WN   N   W54		7W	3000K	200	800	86%	
PHASE CUT** A316-32-22-   W   R   G   Z   WN   N   W54		7W	4000K	200	820	86%	
A316-32-30-   W   R   G   Z   WN   N   W54		7W	2700K	200	770	86%	
A316-32-31-   W   R   G   Z   WN   N   W54		7W	3000K	200	800	86%	
DALI I PUSH** A316-32-32-   W   R   G   Z   WN   N   W54		7W	4000K	200	820	86%	



## Swap IP54\*

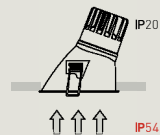
NOT COMPATIBLE WITH EXTRA BEZEL.  
AFFECTS THE LIGHTING PARAMETERS.

		%Eff
W54 <input type="checkbox"/>	DIRECT REFERENCE	81%

### OTHER COLOURS REFERENCE + IP54 ACCESSORY

IP54 ACCESSORY L A212-30-54



PRE-ASSEMBLED. NOT SOLD SEPARATELY.

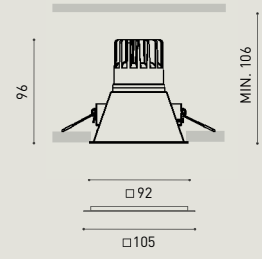


\*\* OTHER DIM, PLEASE CONSULT | COLOURS MAY AFFECT THE LIGHTING PAREMETERS

& FAST 220-230 V » PLEASE CONSULT

# Swap. Square

		W	K	mA	Lm	%Eff
<b>SWAP Square</b> CRI>90	A254-31-10-   W   R   G   Z   WN   N   W54	5W	2700K	150	675	90%
	A254-31-11-   W   R   G   Z   WN   N   W54	5W	3000K	150	700	90%
	A254-31-12-   W   R   G   Z   WN   N   W54	5W	4000K	150	710	90%
<b>SWAP Square</b> CRI>90	A254-32-10-   W   R   G   Z   WN   N   W54	7W	2700K	200	910	90%
	A254-32-11-   W   R   G   Z   WN   N   W54	7W	3000K	200	940	90%
	A254-32-12-   W   R   G   Z   WN   N   W54	7W	4000K	200	960	90%
	A254-32-20-   W   R   G   Z   WN   N   W54	7W	2700K	200	910	90%
	A254-32-21-   W   R   G   Z   WN   N   W54	7W	3000K	200	940	90%
	 PHASE CUT** A254-32-22-   W   R   G   Z   WN   N   W54	7W	4000K	200	960	90%
	A254-32-30-   W   R   G   Z   WN   N   W54	7W	2700K	200	910	90%
	A254-32-31-   W   R   G   Z   WN   N   W54	7W	3000K	200	940	90%
	 DALI   PUSH** A254-32-32-   W   R   G   Z   WN   N   W54	7W	4000K	200	960	90%



<b>SWAP Square</b> <b>Super CRI</b> CRI>97	A354-32-10-   W   R   G   Z   WN   N   W54	7W	2700K	200	770	90%
	A354-32-11-   W   R   G   Z   WN   N   W54	7W	3000K	200	800	90%
	A354-32-12-   W   R   G   Z   WN   N   W54	7W	4000K	200	820	90%
	A354-32-20-   W   R   G   Z   WN   N   W54	7W	2700K	200	770	90%
	A354-32-21-   W   R   G   Z   WN   N   W54	7W	3000K	200	800	90%
	 PHASE CUT** A354-32-22-   W   R   G   Z   WN   N   W54	7W	4000K	200	820	90%
	A354-32-30-   W   R   G   Z   WN   N   W54	7W	2700K	200	770	90%
	A354-32-31-   W   R   G   Z   WN   N   W54	7W	3000K	200	800	90%
	 DALI   PUSH** A354-32-32-   W   R   G   Z   WN   N   W54	7W	4000K	200	820	90%
















## Swap IP54\*


NOT COMPATIBLE WITH EXTRA BEZEL.  
AFFECTS THE LIGHTING PARAMETERS.

		%Eff
W54 <input type="checkbox"/>	DIRECT REFERENCE	85%



### OTHER COLOURS REFERENCE + IP54 ACCESSORY

**IP54 ACCESSORY Square** A245-30-54

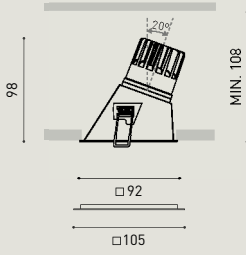
PRE-ASSEMBLED. NOT SOLD SEPARATELY.



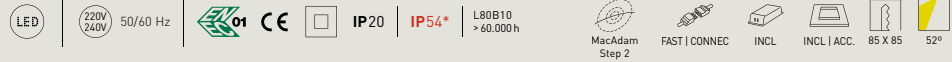
\*\* OTHER DIM, PLEASE CONSULT | COLOURS MAY AFFECT THE LIGHTING PAREMETERS

 & FAST  220-230 V » PLEASE CONSULT

# Swap. Square Asymmetric



		W	K	mA	Lm	%Eff	
<b>SWAP Square Asymmetric</b> CRI>90	A255-31-10-   W   R   G   Z   WN   N   W54	5W	2700K	150	675	86%	
	A255-31-11-   W   R   G   Z   WN   N   W54	5W	3000K	150	700	86%	
	A255-31-12-   W   R   G   Z   WN   N   W54	5W	4000K	150	710	86%	
<b>SWAP Square Asymmetric</b> CRI>90	A255-32-10-   W   R   G   Z   WN   N   W54	7W	2700K	200	910	86%	
	A255-32-11-   W   R   G   Z   WN   N   W54	7W	3000K	200	940	86%	
	A255-32-12-   W   R   G   Z   WN   N   W54	7W	4000K	200	960	86%	
	A255-32-20-   W   R   G   Z   WN   N   W54	7W	2700K	200	910	86%	
	A255-32-21-   W   R   G   Z   WN   N   W54	7W	3000K	200	940	86%	
	PHASE CUT** A255-32-22-   W   R   G   Z   WN   N   W54	7W	4000K	200	960	86%	
	A255-32-30-   W   R   G   Z   WN   N   W54	7W	2700K	200	910	86%	
	A255-32-31-   W   R   G   Z   WN   N   W54	7W	3000K	200	940	86%	
	DALI I PUSH** A255-32-32-   W   R   G   Z   WN   N   W54	7W	4000K	200	960	86%	
	<b>SWAP Square Asymmetric Super CRI</b> CRI>97	A355-32-10-   W   R   G   Z   WN   N   W54	7W	2700K	200	770	86%
		A355-32-11-   W   R   G   Z   WN   N   W54	7W	3000K	200	800	86%
		A355-32-12-   W   R   G   Z   WN   N   W54	7W	4000K	200	820	86%
A355-32-20-   W   R   G   Z   WN   N   W54		7W	2700K	200	770	86%	
A355-32-21-   W   R   G   Z   WN   N   W54		7W	3000K	200	800	86%	
PHASE CUT** A355-32-22-   W   R   G   Z   WN   N   W54		7W	4000K	200	820	86%	
A355-32-30-   W   R   G   Z   WN   N   W54		7W	2700K	200	770	86%	
A355-32-31-   W   R   G   Z   WN   N   W54		7W	3000K	200	800	86%	
DALI I PUSH** A355-32-32-   W   R   G   Z   WN   N   W54		7W	4000K	200	820	86%	



## Swap IP54\*

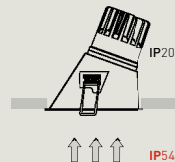
NOT COMPATIBLE WITH EXTRA BEZEL.  
AFFECTS THE LIGHTING PARAMETERS.

		%Eff
W54 <input type="checkbox"/>	DIRECT REFERENCE	81%

### OTHER COLOURS REFERENCE + IP54 ACCESSORY

IP54 ACCESSORY Square A245-30-54

PRE-ASSEMBLED. NOT SOLD SEPARATELY.



\*\* OTHER DIM, PLEASE CONSULT | COLOURS MAY AFFECT THE LIGHTING PAREMETERS

& FAST 220-230 V » PLEASE CONSULT



## Colours

### Available finishes



W | Matt white



R | Red



G | Gold



Z | Aluminium



WN | White-Black



N | Matt black

### SPECIAL THANKS

Alfredo Monzó & Ester Climent · [www.granvia.bulthaupt.com](http://www.granvia.bulthaupt.com)

Francesc Rifé Studio · [www.rife-design.com](http://www.rife-design.com)

PH5 Design · [www.ph5design.eu](http://www.ph5design.eu)

SOM Soluciones Mobiliarias · [www.somsolucionesmobiliarias.com](http://www.somsolucionesmobiliarias.com)

Victor García Martínez Arquitecto · [www.victorgarciamartinez.com](http://www.victorgarciamartinez.com)

### PHOTOGRAPHY

Alfonso Calza · [www.alfonsocalza.com](http://www.alfonsocalza.com)

Cualiti Fotografía & Postproducción · [www.cualiti.es](http://www.cualiti.es)

Diego Opazo · [www.diegoopazo.com](http://www.diegoopazo.com)

Felipe Adán · [felipon55@gmail.com](mailto:felipon55@gmail.com)

Héctor Rubio · [www.images-positive.com](http://www.images-positive.com)

Marc Llibre · [www.marcllibreiroig.com](http://www.marcllibreiroig.com)

Mayte Piera · [www.fotografadearquitectura.blogspot.com.es](http://www.fotografadearquitectura.blogspot.com.es)

### ART MANAGEMENT

Estudio David Cercós · [www.davidcercos.com](http://www.davidcercos.com)

## Glossary

K	Colour Temperature
Eff%	Efficiency
	Dimmable
	LED lamp
	Power supply voltage 220-240V
	ENEC certified
	CE marking
	Electrical isolation. Class II
IPXX	Sealing rating
	Chromatic stability: MacAdam Steps
	Fast connection
	Electronic equipment included
	Add-on bezel
	Fitting hole for recessed luminaires in mm
	UGR (Unified Glare Rating) Visual comfort
	Installation type and light beam direction
	Emergency lighting device
	Fast connection of the driver to the mains supply

# ARKOSLIGHT®

Calle N · Pol. Ind. EL OLIVERAL  
46394 Ribarroja del Turia · Valencia (Spain)  
Tel. +34 961 667 207 · Fax +34 961 667 054  
[info@arkoslight.com](mailto:info@arkoslight.com) · [www.arkoslight.com](http://www.arkoslight.com)  
France: +33 182 885 200 · Italia: +39 02 9475 0007



UPGRADEABLE TO  
UNDER SPECIAL  
GUARANTEE CONDITIONS

5