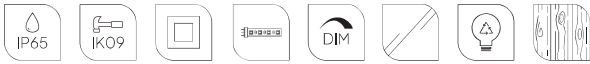




Art	Type of light source	Watt	Luminous flux	Colour temperature	L70/B50	Light control
1324AL	LED	8,2W	304lm	3000K	> 171 460h	DALI2
1324GR						
1321AL		9,3W	301lm	4000K	> 50 000h	Dimmable
1321GR						
5123AL						
5123GR						



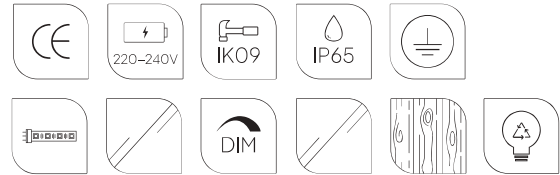
Art	Type of light source	Watt	Luminous flux	Colour temperature	L70/B50	Light control
2360AL	LED	10W	301lm	3000K	> 50 000h	Dimmable
2360GR						
2361AL		10,1W	312lm	4000K		
2361GR						



Art	Type of light source	Watt	Luminous flux	Colour temperature	L70/B50	Light control
2364AL	LED	10W	301lm	3000K	> 50 000h	Dimmable
2364GR						
2365AL		10,1W	312lm	4000K		
2365GR						

# Oppland

scandinavian wood



**Colour:**

- Aluminium
- Graphite

**Colour temperature:**

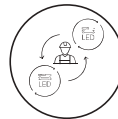
2700K                      4000K



Luminaire housing made of natural wood.



Luminaire suitable for extreme conditions.



Fully replaceable electrical kit.

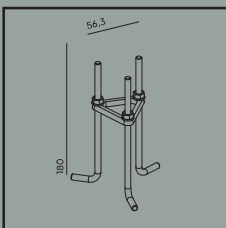


Energy under control (mainly energy-saving solutions - control, dimming, motion-dusk sensor).

**Accessories:**

**Art. 205**

Concreting anchor



**Art. 206**

Anchoring support

