

Lillesand

scandinavian wood



Colour:



Aluminium



Graphite

Colour temperature:

2700K

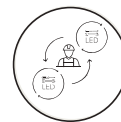
4000K



Luminaire housing is made of natural wood.



Luminaire suitable for extreme conditions.

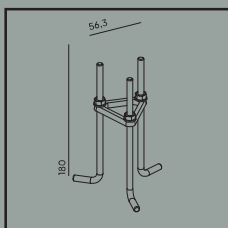


Fully replaceable electrical kit.

Accessories:

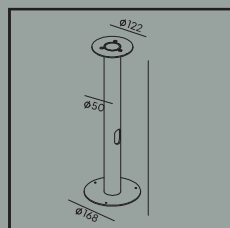
Art. 205

Concreting anchor



Art. 206

Anchoring support





Art	Type of light source	Watt	Luminous flux	Colour temperature	L70/B50	Light control
2334AL	LED	9,2W	897lm	3000K	72 000h	Dimmable
2334GR						
2335AL			956lm	4000K		
2335GR						



Art	Type of light source	Watt	Luminous flux	Colour temperature	L70/B50	Light control
2338AL	LED	9,2W	897lm	3000K	72 000h	Dimmable
2338GR						
2339AL			956lm	4000K		
2339GR						



Art	Type of light source	Watt	Luminous flux	Colour temperature	L70/B50	Light control
2346AL	LED	9,2W	897lm	3000K	72 000h	Dimmable
2346GR						
2347AL			956lm	4000K		
2347GR						



Art	Type of light source	Watt	Luminous flux	Colour temperature	L70/B50	Light control
2350AL	LED	9,2W	897lm	3000K	72 000h	Dimmable
2350GR						
2351AL			956lm	4000K		
2351GR						