



TECHNICAL DATA

Application	surrounding office buildings, parks, pedestrians
Colour	inox / graphite
Ingress protection	IP 66 for the optical part and the driver
Material	anodised aluminium alloy
Operating temperature range	from -40°C to +55°C
Expected useful lifetime	L90B10 - 100 000 h
CRI	>70
Input voltage frequency	50/60Hz
Power factor	≥0.95
Control system	LED lighting set has the possibility to connect to an external control system via DALI interface (optionally via analog signal 1-10V).
Concrete footing / reinforcement basket	B-50 (311150) / Z-50 (311205)

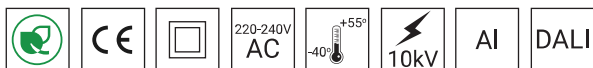
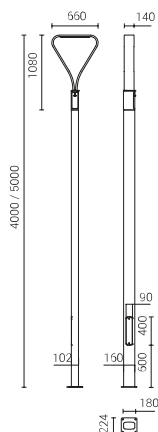


TABLE OF TYPES

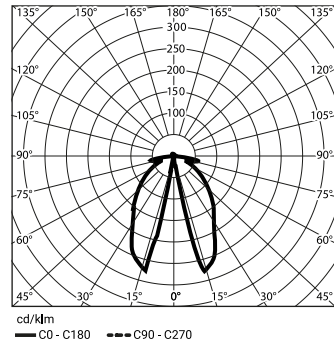
Code	Symbol	Height of the column [H]	LED power	Luminaire power consumption	LED forward current	Colour temperature (CCT)	LEDs luminous flux ¹	Luminaire luminous flux ¹	Luminous efficacy ¹	Unit volume	Net weight
215530/1/A	FLEXI LED 24	4 m	24 W	28 W	1000 mA	2700 K	3300 lm	2250 lm	80 lm/W	0.6 m ³	29 kg
215530/1/S	FLEXI LED 24	4 m	24 W	28 W	1000 mA	2700 K	3300 lm	2400 lm	86 lm/W	0.6 m ³	29 kg
215530/3/A	FLEXI LED 24	4 m	24 W	28 W	1000 mA	3500 K	3450 lm	2350 lm	84 lm/W	0.6 m ³	29 kg
215530/3/S	FLEXI LED 24	4 m	24 W	28 W	1000 mA	3500 K	3450 lm	2500 lm	89 lm/W	0.6 m ³	29 kg
215530/4/A	FLEXI LED 24	4 m	24 W	28 W	1000 mA	4000 K	3900 lm	2650 lm	95 lm/W	0.6 m ³	29 kg
215530/4/S	FLEXI LED 24	4 m	24 W	28 W	1000 mA	4000 K	3900 lm	2850 lm	102 lm/W	0.6 m ³	29 kg
215530/6/A	FLEXI LED 24	4 m	24 W	28 W	1000 mA	5000 K	3900 lm	2650 lm	95 lm/W	0.6 m ³	29 kg
215530/6/S	FLEXI LED 24	4 m	24 W	28 W	1000 mA	5000 K	3900 lm	2850 lm	102 lm/W	0.6 m ³	29 kg
215533/1/A	FLEXI LED 48	5 m	48 W	55 W	1000 mA	2700 K	6600 lm	4500 lm	82 lm/W	0.75 m ³	32 kg
215533/1/S	FLEXI LED 48	5 m	48 W	55 W	1000 mA	2700 K	6600 lm	4800 lm	87 lm/W	0.75 m ³	32 kg
215533/3/A	FLEXI LED 48	5 m	48 W	55 W	1000 mA	3500 K	6900 lm	4700 lm	85 lm/W	0.75 m ³	32 kg
215533/3/S	FLEXI LED 48	5 m	48 W	55 W	1000 mA	3500 K	6900 lm	5050 lm	92 lm/W	0.75 m ³	32 kg
215533/4/A	FLEXI LED 48	5 m	48 W	55 W	1000 mA	4000 K	7800 lm	5300 lm	96 lm/W	0.75 m ³	32 kg
215533/4/S	FLEXI LED 48	5 m	48 W	55 W	1000 mA	4000 K	7800 lm	5700 lm	104 lm/W	0.75 m ³	32 kg
215533/6/A	FLEXI LED 48	5 m	48 W	55 W	1000 mA	5000 K	7800 lm	5300 lm	96 lm/W	0.75 m ³	32 kg
215533/6/S	FLEXI LED 48	5 m	48 W	55 W	1000 mA	5000 K	7800 lm	5700 lm	104 lm/W	0.75 m ³	32 kg

1) tolerance +/- 5% due to LEDs accuracy

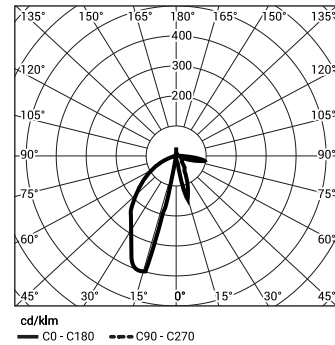
2) symbol of chosen optical system eg. 215530/3/A is FLEXI LED 24 3500K with A - asymmetric optical system



FLEXI S



FLEXI A



Luminaire in standard has following functions of intelligent power supply:

- Connection to outside control system by DALI interface (operation of analog signal 1-10V as an option),
- Possibility of programming multistage dimming of luminaire, up to 5 intervals in the range of from 10 to 100% of nominal power,
- Temperature protection of LED module (from overheating) in case of unintentional luminaire operation during the,
- Regulation of power / luminous flux – the option of setting another value than the catalogue in the range of 30-100% of nominal one,

Overcurrent switches MCB type B or C

Lighting set	Typ	2A	4A	6A	10A	16A	20A	25A
FLEXI LED 24	B	3	6	10	16	26	32	40
	C	3	10	16	27	44	54	67
FLEXI LED 48	B	1	2	4	6	11	13	17
	C	1	4	6	11	18	22	28

Overcurrent switches MCB type B or C

Lighting set	2A	4A	6A	10A	16A	20A	25A
FLEXI LED 24	1	10	19	25	50	68	97
FLEXI LED 48	0	4	8	11	21	29	42