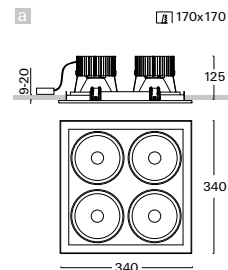


V194

LED spotlights

recessed light fitting with control gear • cardan system with possible rotation cca 2 x 30° • construction of steel sheet and aluminium profile • control gear option • colour option • high quality efficient aluminium reflector • rated median operational life-time of luminaire 50 000h L70/B50 at Ta = 25°C • Standard Deviation Colour Matching MacAdam 3-step • quick installation without tools • suitable also for assembly in concrete housing



LED COB

- W3
- S3
- D3
- B3



230V-50Hz

Order code

Order code	Pict.	Power	Flux	Tc	Ra	kg
V194sCWl.410/..	a	4 x 10 W	4 x 1400 lm	3000 K	≥ 80	1,8
V194sCCl.410/..	a	4 x 10 W	4 x 1450 lm	4000 K	≥ 80	1,8
V194sCDl.410/..	a	4 x 10 W	4 x 1450 lm	5000 K	≥ 80	1,8
V194sCWl.414/..	a	4 x 14 W	4 x 1950 lm	3000 K	≥ 80	1,8
V194sCCl.414/..	a	4 x 14 W	4 x 2000 lm	4000 K	≥ 80	1,8
V194sCDl.414/..	a	4 x 14 W	4 x 2000 lm	5000 K	≥ 80	1,8
V194sCWl.420/..	a	4 x 20 W	4 x 2600 lm	3000 K	≥ 80	1,8
V194sCCl.420/..	a	4 x 20 W	4 x 2650 lm	4000 K	≥ 80	1,8
V194sCDl.420/..	a	4 x 20 W	4 x 2650 lm	5000 K	≥ 80	1,8
V194sCWl.429/..	a	4 x 29 W	4 x 3500 lm	3000 K	≥ 80	2,0
V194sCCl.429/..	a	4 x 29 W	4 x 3600 lm	4000 K	≥ 80	2,0
V194sCDl.429/..	a	4 x 29 W	4 x 3600 lm	5000 K	≥ 80	2,0
V194sCWl.437/..	a	4 x 37 W	4 x 4200 lm	3000 K	≥ 80	2,0
V194sCCl.437/..	a	4 x 37 W	4 x 4300 lm	4000 K	≥ 80	2,0
V194sCDl.437/..	a	4 x 37 W	4 x 4300 lm	5000 K	≥ 80	2,0
V194sCWl.443/..	a	4 x 43 W	4 x 4900 lm	3000 K	≥ 80	2,0
V194sCCl.443/..	a	4 x 43 W	4 x 5000 lm	4000 K	≥ 80	2,0
V194sCDl.443/..	a	4 x 43 W	4 x 5000 lm	5000 K	≥ 80	2,0

Optional types of reflectors

SP / MD / FL / WF / MDG / FLG /

Example of order code assembly: reflector with beam angle MD

V194sCCl.443/MD.D3

Higher colour rendering index value - CRI (only for Tc 3000K, 4000K)

D

Example of order code assembly: Ra ≥90

V194sDCI.443/MD.D3

Dimmable version

A / D / T / L / X

Example of order code assembly: Dimmable DALI

V194sCCD.443/MD.D3

Emergency version

N / H

Example of order code assembly: emergency operation

V194sCCIN.443/MD.D3

PDF

Optional types of glasses / filters



A1 / A3
glass

FH
honeycomb

F9
linear spr. lens

Example of order code assembly:

honeycomb filter

V194sCCl.443/MDFH.D3

PDF

Accessories



ZPP-42
page 86

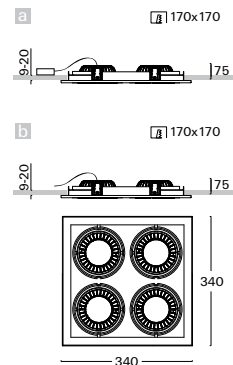
KZMP-42
page 86

KALP-42
page 86


KRP
page 86

V194 LED spotlights

recessed light fittings • cardan system, possible rotation cca 2 x 30° • construction from steel sheet and aluminium profile • LED source COIN 111 AC or electronic control gear and source COIN 111 • control gear option • colour option • rated median operational life-time of luminaire 35 000h L70/B50 at Ta = 25°C • Standard Deviation Colour Matching MacAdam 4-step • quick installation without tools • suitable also for assembly in concrete housing



Order code	Pict.	Power	Flux	Tc	Ra	kg
V194sAll.420/..	a	4 x 20 W	4 x 1430 lm	2700 K	≥ 90	1,8
V194sAWI.420/..	a	4 x 20 W	4 x 1430 lm	3000 K	≥ 90	1,8
V194sACI.420/..	a	4 x 20 W	4 x 1560 lm	4000 K	≥ 90	1,8
V194sAll.425/..	a	4 x 25 W	4 x 2300 lm	2700 K	≥ 80	1,8
V194sAWI.425/..	a	4 x 25 W	4 x 2300 lm	3000 K	≥ 80	1,8
V194sACI.425/..	a	4 x 25 W	4 x 2500 lm	4000 K	≥ 80	1,8
V194sAll.437/..	a	4 x 37 W	4 x 3300 lm	2700 K	≥ 80	1,8
V194sAWI.437/..	a	4 x 37 W	4 x 3300 lm	3000 K	≥ 80	1,8
V194sACI.437/..	a	4 x 37 W	4 x 3600 lm	4000 K	≥ 80	1,8
V194-AW.416/..	b	4 x 16 W	4 x 1250 lm	3000 K	≥ 80	1,4
V194-AC.416/..	b	4 x 16 W	4 x 1350 lm	4000 K	≥ 80	1,4
V194-AW.423/..	b	4 x 23 W	4 x 1850 lm	3000 K	≥ 80	1,4
V194-AC.423/..	b	4 x 23 W	4 x 1950 lm	4000 K	≥ 80	1,4



LED COIN 111



LED COIN 111 AC

- W3
- S3
- D3
- B3



230V-50Hz

Dimmable version (only for COIN 111)

A / D / T / L

Example of order code: [dimmable DALI](#)

[V194cACD.425/MD.D3](#)

Optional types of reflectors

24 / 40

Example of order code assembly: [LED source with beam angle 24°](#)

[V194cACI.425/MD.D3](#)



Accessories



ZPP-42
page 86



KZMP-42
page 86



KALP-42
page 86

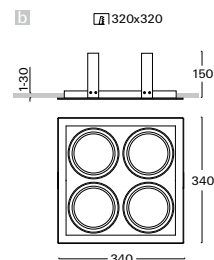


KRP
page 86

V194

Spotlights


recessed light fitting "BASE" for 4 light sources • cardan system, possible rotation about 2 x 30° • construction of steel sheet and aluminium profile • colour option • quick installation without tools • modules of light source "INSERT" and control gears ordered separately



Order code	Pict.	Source	Output	Socket	kg
V194	a	INSERT	4x	-	1,8



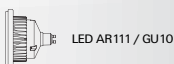
HIT-CE / G12



HIT-TC-CE / G8.5



HIPAR111 / GX8.5




LED AR111 / GU10



QR-LP111 / G53



LED AR111 / G53



U 111 / AR111



U 115 / AR111

W3

S3

D3

B3



230V-50Hz

Example of order LEDretrofit AR111 / G53

BASE	1x BASE - V194, colour version – silver/black	V194/SB
INSERT	4x INSERT - C004 pro LEDretrofit AR111/G53	C004-Q3.110
CONTROL GEAR	1x electronic control gear (transformer after light source output)	BET...

Example of order

BASE	1x BASE - V194, colour version – silver/black	V194/SB
INSERT	2x INSERT - C011 for HIT-TC-CE 35 W	C011-X8.135/14T1
	2x INSERT - C004 for QR-LP111	C004-Q3.110
CONTROL GEAR	1x electronic metal halide control gear 2x35W	BMHE.235
	2x electronic transformer 70W	BET.170
LIGHT SOURCE	2x source HIT-TC-CE (e.g. warm white) 35W	HIT-TC-CE (830) 35W
	2x source QR-LP111, 50W, 8°	QR-LP111 (8°) 50W

PDF Accessories



ZPP-42
page 86



KZMP-42
page 86



KALP-42
page 86



KRP
page 86

PDF Insert



C003
page 81



C004
page 81



C008
page 520



C011
page 521

EXPLANATORY NOTES

for order code assembly

1	2	3	4	5	6	7	8	9	10	11			
V	299	s	LW	DN	.	124	A	/	HD	A3	.	W3	B

1	GROUP AFTER ASSEMBLY			2	PRODUCT CODE			3	CONFIGURATION OF LIGHT FITTING		
V	recessed	L	for track	299	type marking of fitting			s	control gear on cable (part of fitting)		
S	ceiling	Z	pendant	5	type marking of insert			c	control gear on fitting (part of fitting)		
N	wall	C	part of fitting	etc.				-	without control gear (or it is not part of fitting)		
F	floor lamp	B	luminaire base								
4	TYPE OF LIGHT SOURCE (SOCKET)			4a	TYPE OF LED LIGHT SOURCE			4b	SPECTRUM OF LED SOURCE		
D4	TC-DEL, TC-TEL (G24q, GX24q)			S2	HST-CRI (GX 12)			R1	QT-DE12 150W (R7s L=114,2)		
G0	T16-R (2GX13)			X1	HIT-CE (G12)			R7	QT-DE12 100W (R7s L=75)		
G1	TC-L (2G11)			X2	HIE-CE (E27)			Q0	QPAR16 (GU10)		
G2	TC-F (2G10)			X2	HIPAR20 , HIPAR30 (E27)			Q3	QR-LP111 (G53)		
G3	TC-S (G23)			X3	Mercury (E27)			E1	LED (E14)		
G5	CFL-AR111 (GX53)			X5	HIPAR 111 (GX8,5)			E2	A60, A65 (E27)		
G7	TC-SEL (2G7)			X6	HIT-DE-CE 70W (RX7s L=114,2)			E2	R50, R63, R80 (E27)		
G8	TC-TEL (2G8)			X7	HIT-DE-CE 150W (RX7s L=132)			E2	QPAR20, 30, 38 (E27)		
S1	HST-CRI (PG12-1)			X8	HIT-TC-CE (G8,5)			E2	QT32 (E27)		
4a	TYPE OF LED LIGHT SOURCE			4b	CHROMATICITY OF LED SOURCE			4b	SPECTRUM OF LED SOURCE		
A	LED COIN111 AC, COIN111			I	warm white "interna" (2700 K)			R	spectrum for meat and sausages		
L	LED plate Ra >80			W	warm white (3000 K)			Y	spectrum pro pastry, delicatessen and cheese		
M	LED plate Ra >90			B	white (3500 K)			F	spectrum for fish		
C	LED COB Ra >80			C	cool white (4000 K)			Z	spectrum for fruits and vegetables		
D	LED COB Ra >90			D	daylight white (5000 K)			A	spectrum for art (Ra>97)		
				S	cool daylight (6500 K)			V	spectrum for clothing, fashion		
				H	tunable white - residential (1800K-4000K)			6	blue spectrum		
				K	tunable white - commercial (2700K-6500K)						
				T	dim to warm						
5	TYPE OF CONTROL GEAR			5	BASIC CONFIGURATION			6	NUMBER AND OUTPUT OF LIGHT SOURCE		
				EMERGENCY CONFIGURATION			NUMBER AND POWER OF LED				
E	electronic undimmable			N	emergency 1h			109	1 x 9 W		
M	electronic MULTIWATT			H	emergency 3h			226	2 x 26 W		
A	electronic dimmable analog 1-10V			F	emergency 1h with autotest			318	3 x 18 W		
D	electronic dimmable DALI			G	emergency 3h with autotest			170	1 x 70 W		
S	electronic dimmable DSI			Z	electronic address module			115	1 x 150 W, 1 x 15W		
C	electronic dimmable CORRIDOR function			P	central battery system			110	1 x 100 W, 1 x 10W		
T	electronic dimmable by button 230V			J	emergency 2h						
W	individually dimmable by potentiometer			Q	emergency 2h with autotest			062	4 x 24 W + 4 x 39 W (252 W)		
L	el. phase dimmable transformer / driver							252	1 x 22 W + 1 x 40 W (62 W)		
R	electronic transformer 230V/12V										
I	LED driver (power factor 0,9)										
X	Tunable white DALI										
7	POSSIBILITIES OF CONNECTION			8	TYPE OF REFLECTOR			11	SPECIAL VERSION		
D	2-pole terminal plate (12V)			HL	smooth			FS	facet		
A	4-pole terminal plate			HK	smooth with cross louvre			FK	facet with cross louvre		
B	5-pole terminal plate			HT	smooth with radial louvre			FT	facet with radial louvre		
C	3-pole + 2-pole terminal plate			HD	smooth divided			ML	matt		
H	3-pole Wieland			HA	smooth with asymmetric insert			MU	matt wide		
J	3-pole 5kV Wieland			HP	smooth sanded			TP	hammered		
K	3-pole Wieland 2x			HU	smooth wide			AC	double-asymmetric with shade		
L	5-pole Wieland			HS	smooth striped			PR	sanded grooved		
M	5-pole Wieland 2x			HB	smooth black gloss (B1)			SD	striped divided		
O	3-pole Wago			HG	smooth gold (G1)			SP	spot - beam angle 10-20°		
P	5-pole Wago			HW	smooth white gloss (W1)			MD	medium - beam angle 21-34°		
Z	4-pole + 2-pole terminal plate			SB	smooth black sand (B3)			FL	flood - beam angle 35-49°		
				SW	smooth white sand (W3)			WF	wideflood - beam angle ≥ 50°		
				1H	smooth one-side emission			MDG	medium reflektor - gold		
				2H	smooth double-side emission						
9	TYPE OF COVER GLASS / FILTER			9	TYPE OF REFLECTOR			11	SPECIAL VERSION		
T1	tempered glass - clear			P1	acrylic prisma - clear			F6	green filter		
T2	tempered glass - raster			FU	UV filter			F7	yellow filter		
T3	tempered glass - opal			F1	food filter for meat and sausages			F8	food filter for fruit and vegetables		
A1	acrylic glass - clear			F2	food filter for pastry			F9	linear spread lens *		
A2	acrylic glass - raster			F3	food filter for fish and ice cream			FH	honeycomb louvre		
A3	acrylic glass - opal			F4	blue filter						
M3	acrylic microprisma - opal			F5	red filter						
									* for use with spot/medium reflector only		
10	COLOUR AND FINISH			11	SPECIAL VERSION			11	SPECIAL VERSION		
W3	white structure interior/exterior			D3	antracit structure dark interior/exterior			B	adjustment for assembly in concrete housing		
S3	silver structure interior			XX	optional RAL colour						
B3	black structure interior										