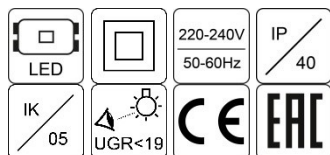


CORONA C LED

Recessed Luminaires



Description:	Recessed mounted decorative LED luminaire Light distribution type: direct Optical system: low glare matt micro-prismatic (DPRZ LT80) or high transmission opal (OP LT80) diffuser, PMMA Housing: steel Colour: white (RAL9003)
General data:	Mains voltage: 220-240V, 50-60Hz LED lifetime, h: 100000/L80B50 Protection class IEC: II Ingress protection code: IP40 Mechanical impact resistance: IK05 Operating temperature range, °C: ta 0...+35
Installation:	In modular suspended ceilings (600/625), in ceilings with cut-out openings (mounting frame to be ordered separately). Push-in terminal, 2x1.5mm ²
Environment:	Indoor
Application:	Office, education, corridor, retail, public place

Product	Length, mm	Width, mm	Height, mm	Luminaire output*, lm	System power*, W	System efficacy*, lm/W	CRI* (Ra)	CCT*, K	Weight, kg
Corona C LED1x3400 D067 T830 OP LT80	595	595	70	3237	26,5	122	80+	3000	3,10
Corona C LED1x4800 D068 T830 OP LT80	595	595	70	4554	38,5	118	80+	3000	3,10
Corona C LED1x6650 D069 T830 OP LT80	595	595	70	6312	54,8	115	80+	3000	3,10
Corona C LED1x3400 D067 T840 OP LT80	595	595	70	3392	26,5	128	80+	4000	3,10
Corona C LED1x4800 D068 T840 OP LT80	595	595	70	4770	38,5	124	80+	4000	3,10
Corona C LED1x6650 D069 T840 OP LT80	595	595	70	6612	54,8	121	80+	4000	3,10
Corona C LED1x3150 D067 T830 DPRZ LT80	595	595	70	2992	26,5	113	80+	3000	3,10
Corona C LED1x4450 D068 T830 DPRZ LT80	595	595	70	4208	38,5	109	80+	3000	3,10
Corona C LED1x6150 D069 T830 DPRZ LT80	595	595	70	5833	54,8	106	80+	3000	3,10
Corona C LED1x3150 D067 T840 DPRZ LT80	595	595	70	3135	26,5	118	80+	4000	3,10
Corona C LED1x4450 D068 T840 DPRZ LT80	595	595	70	4408	38,5	115	80+	4000	3,10
Corona C LED1x6150 D069 T840 DPRZ LT80	595	595	70	6110	54,8	111	80+	4000	3,10
Corona C LED1x3400 E907 T830 OP LT80 W625	622	622	70	3237	26,5	122	80+	3000	3,30
Corona C LED1x4800 E908 T830 OP LT80 W625	622	622	70	4554	38,5	118	80+	3000	3,30
Corona C LED1x6650 E909 T830 OP LT80 W625	622	622	70	6312	54,8	115	80+	3000	3,30
Corona C LED1x3400 E907 T840 OP LT80 W625	622	622	70	3392	26,5	128	80+	4000	3,30
Corona C LED1x4800 E908 T840 OP LT80 W625	622	622	70	4770	38,5	124	80+	4000	3,30
Corona C LED1x6650 E909 T840 OP LT80 W625	622	622	70	6612	54,8	121	80+	4000	3,30
Corona C LED1x3150 E907 T830 DPRZ LT80 W625	622	622	70	2992	26,5	113	80+	3000	3,30
Corona C LED1x4450 E908 T830 DPRZ LT80 W625	622	622	70	4208	38,5	109	80+	3000	3,30
Corona C LED1x6150 E909 T830 DPRZ LT80 W625	622	622	70	5833	54,8	106	80+	3000	3,30
Corona C LED1x3150 E907 T840 DPRZ LT80 W625	622	622	70	3135	26,5	118	80+	4000	3,30
Corona C LED1x4450 E908 T840 DPRZ LT80 W625	622	622	70	4408	38,5	115	80+	4000	3,30
Corona C LED1x6150 E909 T840 DPRZ LT80 W625	622	622	70	6110	54,8	111	80+	4000	3,30

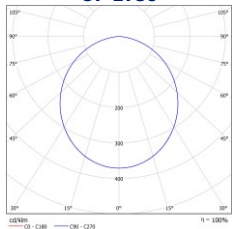
* Tolerance range for optical and electrical data: ±10%. Values apply to an ambient temperature of 25°C. NORTHCLIFFE LIGHTING is constantly developing and improving its products. The right is reserved to change any product specifications without prior notification

TECHNICAL DATA SHEET

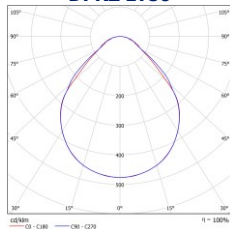
Available options:

DALI	Driver with DALI interface and switch-control dimming	EM3	Emergency version 3 hours
EAIRB-M	Master luminaire with integrated smart sensor and driver with wireless communication and grouping possibilities for lighting control	EM3B	Emergency version 3 hours (best available technology)
EAIRB-S	Slave luminaire with integrated EAIRB type driver for lighting control	EM3A	Emergency version equipped with an autonomous testing system, 3 hours
*note - max system size	1x EAIRB-M + 3x EAIRB-S	EM3D	Emergency version 3 hours with DALI interface
*note - max wire length from EAIRB-M to last EAIRB-S	- 11	EM3LER	Emergency version 3 hours, lens - escape route
*note - EAIRB option not applicable for models:	D768, D770, E823, E825	EM3LOA	Emergency version 3 hours, lens - open areas
ACT+	Integrated self-learning sensor and driver for lighting control	WIE3-0.5m	3-pole "Wieland - gesis classic" type or compatible connector with 0.5m cable
BLT	Integrated wireless control unit and driver for lighting control via mobile device (via Bluetooth)	WIE5D-0.5m	5-pole DALI "Wieland - gesis classic" type or compatible connector with 0.5m cable
TW	Integrated light source and driver for Tunable white control 2700-6500 K	Europlug-1.5m	2-pole "Europlug" type plug with 2x1.0mm ² 1.5m cable
BLT TW	Integrated light source, wireless control unit and driver for Tunable white control 2700-6500 K via mobile device (via Bluetooth)	Europlug-3.0m	2-pole "Europlug" type plug with 2x1.0mm ² 3.0m cable
DLIGHT	Integrated daylight sensor and dimming driver for simple setting of constant light level	W625	Designed for the German market to fit 625x625 suspended ceiling
COR	Driver with Corridor function (never off)	RAL (MOQ: 10pcs)	RAL colour
COR1min	Driver with Corridor function 1min (switch off after 1 min.)	*note - price for uncommon RAL colour or quantity less then MOQ could be different from indicated. Ask before placing an order	
COR30min	Driver with Corridor function 30min (switch off after 30 min.)	T830	Colour temperature 3000K, CRI 80+
		T840	Colour temperature 4000K, CRI 80+

OP LT80



DPRZ LT80



Available accessories:



Product: Recessed MTG FRAME S626x626 RAL9003
Description: Frame for LED luminaire 595x595mm installation into plasterboard ceiling (1pcs), white steel