

GULLWING LED



Application: motorways and expressways, urban roads, parkings

Ingress protection: IP 66

Material: anodised aluminium profiles

Colour: graphite / black

Optical system: PMMA optics, interchangeable LED module

Operating temperature range: from -40°C to +55°C

Number of LEDs: 24

Expected useful lifetime: L90F10 – 50 000 h, L80F20 – 100 000 h

CRI: >70 for 5000K, 4000K; >80 for 3500K

Corrective factor S/P: 1,8 for 5000K; 1,45 for 3500K; 1,55 for 4000K


Input voltage frequency: 50 - 60Hz

Power factor: ≥ 0.95


Inrush current: : 46A / 260 μ s

Concrete footing / reinforcement basket type: B-70 / Z-70

Luminaire GULLWING LED has the possibility to connect to an external control system via DALI interface (optionally via analog signal 1- 10V).



Code	Symbol	Height[H]	LED power	Luminaire power consumption	LED forward current	Colour temperature (CCT)	LEDs luminous flux ²⁾	Luminaire luminous flux ²⁾	Luminous efficacy	Unit volume	Luminaire net weight
218135/3/... ¹⁾	GULLWING LED 1x72	8m	72W	80W	1000mA	3500K	9 400lm	8950lm	112lm/W	3,2m ³	54kg
218135/4/... ¹⁾	GULLWING I LED 72	8m	72W	80W	1000mA	4000K	10 450lm	9300lm	116lm/W	3,2m ³	54kg
218135/6/... ¹⁾	GULLWING I LED 72	8m	72W	80W	1000mA	5000K	10 950lm	9750lm	122lm/W	3,2m ³	54kg
218035/3/... ¹⁾	GULLWING LED 2x72	8m	2 x 72W	2 x 80W	1000mA	3500K	2 x 9400lm	2 x 8950lm	112lm/W	3,2m ³	57kg
218035/4/... ¹⁾	GULLWING II LED 72	8m	2 x 72W	2 x 80W	1000mA	4000K	2 x 10450lm	2 x 9300lm	116lm/W	3,2m ³	57kg
218035/6/... ¹⁾	GULLWING II LED 72	8m	2 x 72W	2 x 80W	1000mA	5000K	2 x 10950lm	2 x 9750lm	122lm/W	3,2m ³	57kg



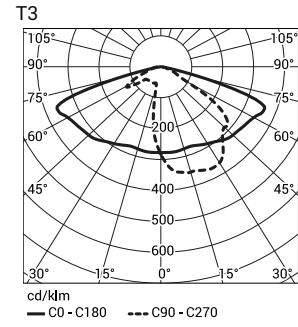
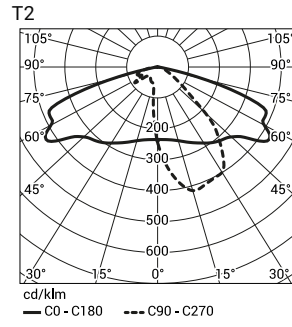
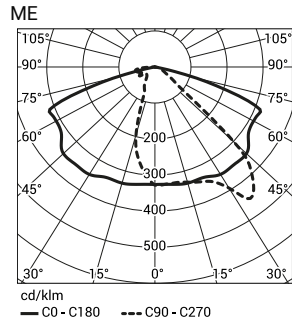
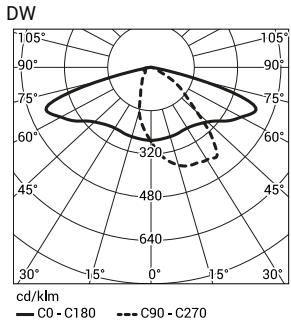
1) Symbol of chosen optical system eg. 218135/6/T2 is GULLWING I LED 72 5000K with T2 optical system

2) tolerance +/- 3% due to LEDs accuracy

Directive: 2014/35/UE (Official Journal of the UE L 96/357 29.03.2014), 2014/30/UE (Official Journal of the UE L 96/79 29.03.2014), 2011/65/UE, 2009/125/EC

Product can be anodized in 10 colours, with gloss option

GULLWING LED



Luminaire GULLWING LED in standard has following functions of intelligent power supply:

- Connection to outside control system by DALI interface (operation of analog signal 1-10V as an option),
- Possibility of programming multistage dimming of luminaire, up to 5 intervals in the range of from 10 to 100% of nominal power,
- Temperature protection of LED module (from overheating) in case of unintentional luminaire operation during the,
- Regulation of power / luminous flux – the option of setting another value than the catalogue in the range of 30-100% of nominal one,

Acceptable quantity of luminaires GULLWING LED on one circuit, protected by:

Overcurrent switches MCB type B or C

Luminaire	Typ	2A	4A	6A	10A	16A	20A	25A
GULLWING LED 72W	B	1	2	4	6	11	13	17
	C	1	4	6	11	18	22	28

Fuse – type gG and GL

Luminaire	2A	4A	6A	10A	16A	20A	25A
GULLWING LED 72W	4	8	11	19	30	38	47