



Application: residential roads (internal), surrounding office buildings, parks, pedestrians

Ingress protection: IP 66

Material: anodised aluminium alloy

Colour: graphite / inox

Optical system: PMMA optics

Number of LEDs: 16

Operating temperature range: from -40°C to +55°C

Expected useful lifetime: L90F10 – 50 000 h, L80F20 – 100 000 h

CRI: >70 for 5000K, 4000K; >80 for 3500K, 2700K

Corrective factor S/P: 1,8 for 5000K; 1,45 for 3500K, 2700K; 1,55 for 4000K

Input voltage frequency: 50 - 60Hz

Power factor: ≥0.95

Inrush electric current: 46A / 250µs

Concrete footing / reinforcement basket type: B-50 / Z-50

Luminaire DROP I LED has the possibility to connect to an external control system via DALI interface (optionally via analog signal 1- 10V).



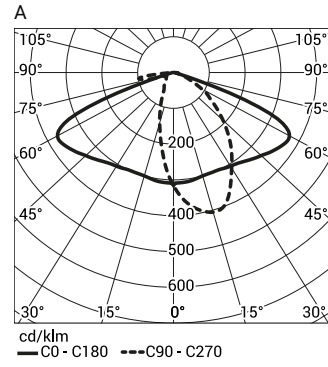
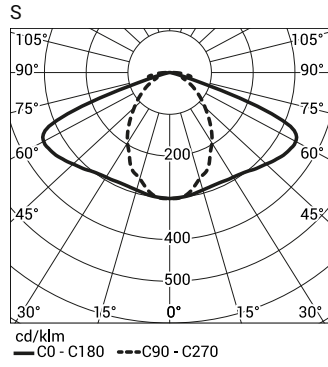
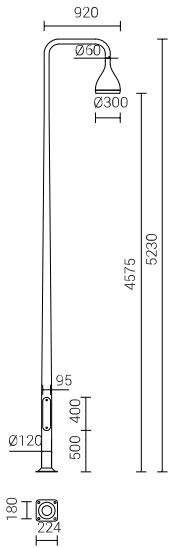
Code	Symbol	Height [H]	LED power	Luminaire power consumption	LED forward current	Colour temperature (CCT)	LEDs luminous flux ²⁾	Luminous flux ²⁾	Luminous efficacy	Unit volume	Total net weight
215030/1/...¹⁾	DROP I LED 24	5m	24W	28W	500mA	2700K	3 600lm	3400lm	122lm/W	1,78m ³	25,9kg
215030/3/...¹⁾	DROP I LED 24	5m	24W	28W	500mA	3500K	3 700lm	3500lm	125lm/W	1,78m ³	25,9kg
215030/4/...¹⁾	DROP I LED 24	5m	24W	28W	500mA	4000K	4 200lm	4000lm	143lm/W	1,78m ³	25,9kg
215030/6/...¹⁾	DROP I LED 24	5m	24W	28W	500mA	5000K	4 250lm	4050lm	145lm/W	1,78m ³	25,9kg
215032/1/...¹⁾	DROP I LED 36	5m	36W	41W	750mA	2700K	5 300lm	5050lm	124lm/W	1,78m ³	25,9kg
215032/3/...¹⁾	DROP I LED 36	5m	36W	41W	750mA	3500K	5 500lm	5200lm	127lm/W	1,78m ³	25,9kg
215032/4/...¹⁾	DROP I LED 36	5m	36W	41W	750mA	4000K	6 150lm	5850lm	143lm/W	1,78m ³	25,9kg
215032/6/...¹⁾	DROP I LED 36	5m	36W	41W	750mA	5000K	6 200lm	5900lm	144lm/W	1,78m ³	25,9kg
215033/1/...¹⁾	DROP I LED 48	5m	48W	55W	1000mA	2700K	6 300lm	6000lm	110lm/W	1,78m ³	25,9kg
215033/3/...¹⁾	DROP I LED 48	5m	48W	55W	1000mA	3500K	6 600lm	6300lm	115lm/W	1,78m ³	25,9kg
215033/4/...¹⁾	DROP I LED 48	5m	48W	55W	1000mA	4000K	7 500lm	7150lm	130lm/W	1,78m ³	25,9kg
215033/6/...¹⁾	DROP I LED 48	5m	48W	55W	1000mA	5000K	7 650lm	7300lm	133lm/W	1,78m ³	25,9kg

1) Symbol of chosen optical system eg. 215033/6/A is DROP I LED 48 5000K with asymmetric optical system

2) tolerance +/- 3% due to LEDs accuracy

Directive: 2014/35/UE (Official Journal of the UE L 96/357 29.03.2014), 2014/30/UE (Official Journal of the UE L 96/79 29.03.2014), 2011/65/UE, 2009/125/EC

Product can be anodized in 10 colours, with gloss option



Luminaire DROP I LED in standard has following functions of intelligent power supply:

- Connection to outside control system by DALI interface (operation of analog signal 1-10V as an option),
- Possibility of programming multistage dimming of luminaire, up to 5 intervals in the range of from 10 to 100% of nominal power,
- Temperature protection of LED module (from overheating) in case of unintentional luminaire operation during the,
- Regulation of power / luminous flux – the option of setting another value than the catalogue in the range of 30-100% of nominal one,

Acceptable quantity of luminaires DROP I LED on one circuit, protected by:

Overcurrent switches MCB type B or C

Luminaire	Typ	2A	4A	6A	10A	16A	20A	25A
DROP I LED	B	1	2	4	6	11	13	17
	C	1	4	6	11	18	22	28

Fuse – type gG and GL

Luminaire	2A	4A	6A	10A	16A	20A	25A
DROP I LED	1	4	7	12	20	25	32